



# The Presbyterian Panel

*Listening to Presbyterians*



**REPORT**

## CHURCHWIDE SPECIAL OFFERINGS

The November 2003 Survey

### Table of Contents

<b>OVERVIEW</b> .....	<b>i</b>
<b>HIGHLIGHTS</b> .....	<b>iii</b>
<b>CURRENT PRACTICES</b> .....	<b>1</b>
Churchwide Offerings Received .....	1
Why Received .....	2
Why Not Received .....	2
<b>CHANGING CHURCHWIDE SPECIAL OFFERINGS</b> .....	<b>3</b>
Major Changes Desired .....	3
Choosing One Cause .....	3
Reallocations within Existing Offerings .....	4
An Internet Option for Donating .....	5
Number and Timing of Special Offerings .....	5
Other Special Offerings Received .....	5
<b>SPECIAL OFFERING FOR MISSION</b> .....	<b>6</b>
Opinions on a Possible Special Offering for Mission .....	6
<b>FAMILIARITY AND PROMOTION</b> .....	<b>8</b>
Familiarity with Churchwide Special Offerings.....	8
Who Promotes Churchwide Special Offerings.....	8
<b>GIVING</b> .....	<b>9</b>
Giving to Special Offerings.....	9
Giving by Income .....	9
<b>COMPARISON TO 1995 SURVEY</b> .....	<b>10</b>
Receiving and Giving .....	10
Opinions on Possible Changes .....	10
Other Special Offerings.....	10
<b>DATA APPENDIX</b> .....	<b>A-1</b>

RESEARCH SERVICES  
A Ministry of the General Assembly Council  
Presbyterian Church (U.S.A.)  
100 Witherspoon Street  
Louisville, KY 40202

### **What is the Presbyterian Panel?**

The Presbyterian Panel consists of three nationally representative samples of groups affiliated with the Presbyterian Church (U.S.A.): members, elders (lay leaders) currently on session, and ordained ministers. (The session is the governing body in Presbyterian congregations.) For analysis, ministers are split into two groups based on current call: *pastors*, serving in a congregation, and *specialized clergy*, serving elsewhere. New samples are drawn every three years. Panel surveys are conducted quarterly, primarily by mail, but with an online completion option.

For more information on methods used to draw the samples, see the technical appendix in the *Background Report for the 2003-2005 Presbyterian Panel* (see next page for Web availability and ordering information).

The Panel is maintained and directed by the office of Research Services of the Presbyterian Church (U.S.A.). The first Panel was created in 1973 to provide a means for informing leaders of the opinions and activities of the rank and file across the church. Survey topics and questions are usually developed at the request of, and in consultation with, staff or elected members of national church entities. However, ultimate decisions on content and the disposition of Panel data are those of Research Services. Standards developed by the American Association of Public Opinion Research guide Panel surveys.

### **This Survey**

These pages summarize major findings from the sixth survey completed by the 2003-2005 Panel. The first half uses text and graphics to highlight important and useful findings. A data appendix follows with comparative tables that display the percentage distribution of responses to every question for each of the four Panel groups.

Questionnaires were mailed November 17, 2003. Non-responders were sent a postcard reminder December 4. Returns were accepted through January 2004. Response rates for this survey are: members, 39%; elders, 48%; ministers, 53%. Results are subject to sampling and other errors. As a general rule, differences of less than 8% are not statistically meaningful.

Panelists had the option to complete the survey on the Web, and 10% of members, 12% of elders, 10% of pastors, and 16% of specialized clergy did so.

Some analyses in this report, including those using family income and congregational size, rely on responses of panelists to the initial questionnaire they completed in the fall of 2002. For more information on this earlier survey and responses of panelists to these questions, see the *Background Report for the 2003-2005 Presbyterian Panel*. Other analyses are from the May 1995 Panel survey, *Churchwide Special Offerings*. (See the next page for Web availability and ordering information on each).

### **A Note on Terminology**

In this report, the term *median* refers to the middle number in an ordered distribution. For example, the median age for a group of people aged 12, 21, 28, 35, and 64 years would be 28 years. The term *mean* refers to the arithmetic average of values in a distribution; in the example, the mean age would be calculated as  $(12+21+28+35+64)/5$ , or 32 years.

### **Suggested Citation**

Research Services, Presbyterian Church (U.S.A.). *Churchwide Special Offerings: The Report of the November 2003 Presbyterian Panel Survey*. Louisville, KY, 2007.

## OVERVIEW

### **Author Note**

Margaret Vaaler, University of Texas at Austin, and John P. Marcum, Administrator of the Presbyterian Panel, wrote this report and were assisted in this study by the other staff members of the office of Research Services. The questions were developed by Becky Farnham (former staff member of Research Services) and John Marcum.

### **Staff of Research Service**

Keith M. Wulff, Coordinator; Deborah Bruce; Charlene Briggs; Perry Chang; John Marcum; Jamie McCulloch; Christy Riggs; Ida Smith-Williams.

### **Sponsor**

The survey topic was requested by the Special Offerings Review Task Force of the General Assembly Council, Presbyterian Church (U.S.A.), and the questions were written in collaboration with its members. For more information on the task force, contact Alan Krome (888-728-7228 ext. 5168; akrome@ctr.pcusa.org).

### **Additional Copies**

Additional copies of this *Report* may be purchased for \$10 from Presbyterian Distribution Services (PDS)—call 800-524-2612 and request item #02056-03281. This *Report* is available for free download in Adobe Acrobat format; go to <http://www.pcusa.org/research/panel/index.htm#2003> and click on the appropriate link. Copies of a four-page *Summary* of results are available for \$2 each directly from Research Services, or for free download from the same Web site. Call for information on quantity discounts on printed copies of either this *Report* or its *Summary* (888-728-7228 ext. 2040).

### **Background Report**

The *Background Report for the 2003-2005 Presbyterian Panel* is available for free download in Adobe Acrobat format on the Web ([www.pcusa.org/research/panel/reports/2003\\_05\\_full\\_bgndreport.pdf](http://www.pcusa.org/research/panel/reports/2003_05_full_bgndreport.pdf)), or may be purchased for \$10 from Presbyterian Distribution Services (PDS)—call 800-524-2612 and request item #65100-03276.

### **May 1995 Report**

The May 1995 Panel Report *Churchwide Special Offerings* (used for comparisons on page 10) is available for free download in Adobe Acrobat format on the Web ([www.pcusa.org/research/panel/reports/0595\\_full\\_report.pdf](http://www.pcusa.org/research/panel/reports/0595_full_report.pdf)), or may be purchased for \$10 from PDS—call 800-524-2612 and request item #70360-95205.

### **Panel on the Web**

A catalogue of Panel topics, and *Summaries* and *Reports* of surveys since 1994, are available on-line at the Presbyterian Church (U.S.A.) Web site: [www.pcusa.org/research/panel/index](http://www.pcusa.org/research/panel/index). A catalog of all surveys since the first Panel was created in 1973 is available here: [www.pcusa.org/research/panel/catalog.htm](http://www.pcusa.org/research/panel/catalog.htm).

#### **Interested in Learning More about Your Congregation?**

- ✓ *10-Year Trend Report for Congregations*—available for free: [www.pcusa.org/tenyeartrends](http://www.pcusa.org/tenyeartrends).
- ✓ Research Services can help you conduct a congregational survey to learn more about your worshipers and identify your congregation's strengths. Call 1-888-728-7228 ext. 2040 and ask about the *U.S. Congregational Life Survey* or visit: [www.USCongregations.org](http://www.USCongregations.org).

## HIGHLIGHTS

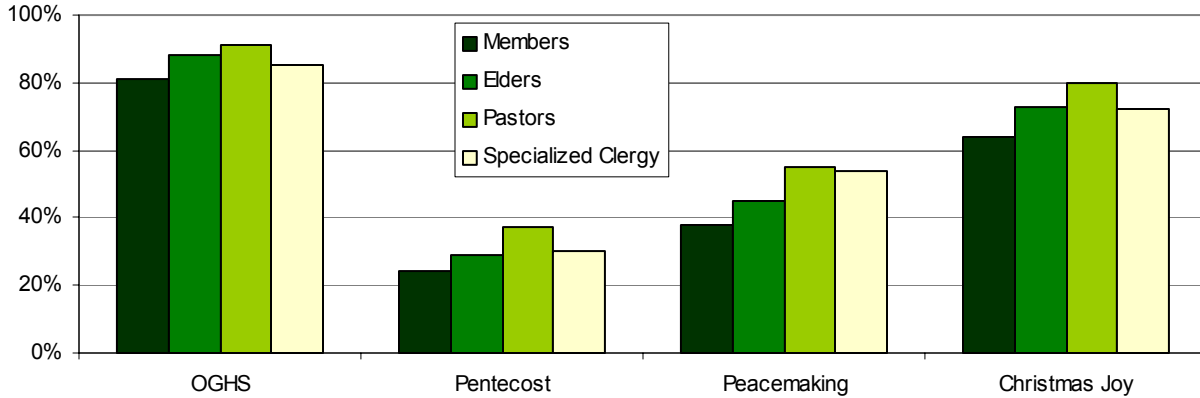
- ✓ One Great Hour of Sharing is the most widely received of the four churchwide special offerings, followed in order by the Christmas Joy, Peacemaking, and Pentecost Offerings. (p. 1)
- ✓ The percentage of congregations that receive a particular churchwide special offering is generally not related to membership size, except that somewhat fewer of the smallest congregations receive each of the four. (p. 1)
- ✓ According to pastors, many congregations that receive special offerings do so because: they believe in the cause it supports, habit or tradition, or a desire by the pastor or one or more members to receive it. (p. 2)
- ✓ In congregations that do not receive a certain offering, a variety of reasons are given by pastors, with the largest percentage (though a minority) indicating that it is because such offerings are low priorities. (p. 2)
- ✓ Relatively few panelists want to add or delete a churchwide special offering, or add or delete a particular cause to any of the offerings. (p. 3)
- ✓ When forced to choose from a list of seven causes that churchwide special offerings might support, the most support is found for these three: children at risk, youth and young adult programs, and mission personnel overseas. (pp. 3-4)
- ✓ Asked about reallocating within each offering the percentage of funds given to specific causes, most panelists with an opinion want the current distribution formulae kept the same. (pp. 4-5)
- ✓ Only a minority of panelists want the option of donating to special offerings via the Internet. (p. 5)
- ✓ In general, large minorities want the number of churchwide special offerings to remain at four, with very few of the rest supporting the addition of a fifth such offering. (p. 5)
- ✓ Large majorities report that in the past year their congregation had received another special offering (besides the four churchwide offerings) for one or more causes in the community, region, nation, or the world. The most frequent example, reported by three in four pastors, is a special offering for a local cause such as a food pantry, homeless shelter, or ecumenical community ministry. (p. 5)
- ✓ Few want one of the existing churchwide special offerings replaced by an offering to support mission. (p. 6)
- ✓ Were a special offering for mission created—either as replacement for an existing offering, or as a new, fifth churchwide offering—the specific cause that the most favor (79% or more) is “mission at home.” However, a variety of other specific mission causes are also favored by majorities in all Panel groups. (pp. 6-7)
- ✓ Promotion of special offerings in congregations is most often led by the pastor, the mission committee chair, or a mission committee member. (p. 8)
- ✓ In congregations that receive special offerings, the highest percentages of individuals donate to One Great Hour of Sharing and Christmas Joy. These two also receive the largest average amounts per donor. (p. 9)
- ✓ Giving rates by income are lowest for those at the lower and upper end of the income continuum, but the median amount given per contributor is highest among those with the most income. (p. 9)
- ✓ The percentage of congregations receiving each special offering is about the same as in 1995. (p. 10)
- ✓ In nominal dollars, the median amount given per contributor to each churchwide special offering is about the same or greater in 2003 as in 1995. With inflation factored in, the amount in real dollars per donor has dropped for some offerings. (p. 10)

## CURRENT PRACTICES

### Churchwide Special Offerings Received

- ✓ The One Great Hour of Sharing and Christmas Joy Offerings are the most commonly received churchwide special offerings in congregations, according to panelists, while Pentecost is the least (see Figure 1).

**Figure 1. Churchwide Special Offerings Received in the Congregation during the Prior 12 Months**



- ✓ Only 7% of pastors report that their congregations received no churchwide special offerings in the prior year.
- ✓ In congregations that receive specific churchwide special offerings, most pastors report that they have been doing so for more than ten years when it comes to three of the four: OGHS, 77%; Peacemaking, 52%; and Christmas Joy, 67%. The exception is the Pentecost Offering (30%).
- ✓ In general, the percentages of congregations that received each churchwide special offering in the previous year is lowest among congregations with the fewest members and highest among those with the most members. For example, pastors in 41% of the smallest congregations (less than 100 members) report receiving the Peacemaking Offering, compared to 48% (100-199 members), 53% (200-499), 59% (500-999), and 60% (1,000 or more) in each larger size category. (See Table 1.)
- ✓ One Great Hour of Sharing is received by the largest percentages of congregations in each size category, according to pastors (e.g., 79% of those with fewer than 100 members and 96% of those with 500-999 members receive it), and Christmas Joy is second (72%; 82%).
- ✓ In every size category, the Pentecost Offering is received by the fewest congregations—no more than 40% of the largest congregations (1,000 members or more) and as low as 34% in small (0-99 members) and medium (200-499) ones.

**Table 1. The Percentage of Churches that Received Each Churchwide Special Offering in the Prior Year, According to Church Size (Pastors' Reports)**

	Church Membership					Total
	0-99	100-199	200-499	500-999	1,000 or more	
OGHS received	79%	90%	89%	96%	92%	91%
Pentecost received	34%	35%	34%	38%	40%	37%
Peacemaking received	41%	48%	53%	59%	60%	55%
Christmas Joy received	72%	75%	80%	82%	80%	79%

## CURRENT PRACTICES

### Why Received

- ✓ Panelists in congregations where a churchwide special offering was received in the past year were asked why the congregation did so. For every offering the most common response by pastors is “we believe in the cause the offering supports” (see Table 2). Other responses cited by a majority of pastors for every offering are “habit or custom” (e.g., Peacemaking, 68%) and “pastor wants to participate” (67%).

**Table 2. Why Each Offering is Received: Members’ and Pastors’ Responses**

	OGHS		Pentecost		Peacemaking		Christmas Joy	
	M	P	M	P	M	P	M	P
Believe in cause offering supports	71%	85%	57%	73%	73%	81%	68%	78%
Habit or tradition	54%	84%	37%	60%	37%	68%	47%	82%
Pastor wants to participate	35%	66%	38%	66%	41%	67%	35%	63%
Members want to participate	44%	65%	44%	48%	52%	59%	46%	59%
Respect for PC(USA)	31%	42%	27%	46%	33%	42%	27%	45%
Felt obligation	19%	38%	21%	41%	18%	40%	20%	41%

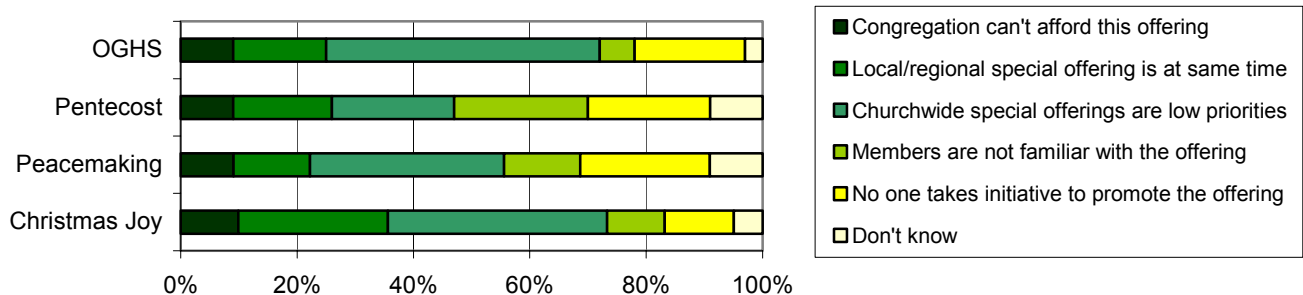
M = Members P = Pastors

- ✓ For each of three offerings, a majority of pastors indicate that their congregation had received it because “members want to participate.” The exception is for the Pentecost Offering; only 48% of pastors so respond.
- ✓ When asked why each offering is received, the pattern of responses for members is similar to that of pastors. (See Table 2.) The percentages for members are lower overall because more members responded “don’t know.” The responses of elders are very similar to those of members (see data appendix).

### Why Not Received

- ✓ In congregations that do not receive a particular special offering, a significant percentage of laity report not knowing why that is the case. For One Great Hour of Sharing, 90% of members and 66% of elders so respond; for Pentecost, 76% and 55%; for Peacemaking, 77% and 54%; and for Christmas Joy, 85% and 55%.
- ✓ For three of the special offerings, the main reason pastors give for their congregation not receiving it is that “Churchwide Special Offerings are low priorities in the congregation” (OGHS, 47%; Peacemaking, 33%; Christmas Joy, 38%). For Pentecost, responses are evenly split, with 23% indicating “members are not familiar with the offering”; 21%, “no one takes the initiative to promote the offering”; 21%, “Churchwide Special Offerings are low priorities in the congregation”; and 17%, “the congregation has a local or regionally based special offering that occurs in close proximity to the Churchwide Special Offering(s).”

**Figure 2. Reasons Pastors Give Why Special Offerings Are Not Taken in Their Congregations**



## CHANGING CHURCHWIDE SPECIAL OFFERINGS

### Major Changes Desired

- ✓ When panelists were asked what one major change they would make in the causes supported by churchwide special offerings, majorities either had no opinion or did not want to make changes (see Table 3).

**Table 3. Making Major Changes in Churchwide Special Offerings**

	Members	Elders	Pastors	Specialized Clergy
No opinion	53%	46%	22%	32%
Make no changes	29%	34%	36%	39%
Delete one entire special offering	9%	9%	21%	11%
Add one new special offering	4%	4%	7%	10%
Delete a cause from an existing offering	3%	3%	5%	3%
Add another cause to existing offering	2%	2%	5%	5%
Replace one cause with a new one	0%	1%	4%	1%

- ✓ Among members, 6% would add an offering or a new cause, while 12% would remove an offering or an existing cause. The corresponding figures among elders are 6% (add) and 12% (delete); among pastors, 12% and 26%; and among specialized clergy, 15% and 14%.
- ✓ Of the relatively few panelists who would remove a churchwide special offering, more would cancel the Peacemaking Offering than any other (4% of all members, 4% of all elders, and 10% of all pastors).
- ✓ Among the few panelists who would add a new churchwide special offering, the most frequently cited cause is “national mission” (2% of all members, 2% of all elders, and 3% of all pastors so respond). Similarly, among the very few who would add a cause to an existing churchwide special offering, most would add national mission (members, 1%; elders, 1%; pastors, 2%), although there is no consensus among them as to the existing offering to which this cause should be added.
- ✓ Among the few who would delete a cause from an existing offering, opinion varies on which one to delete. More laity would delete racial-ethnic schools from the Christmas Joy Offering than any other cause, but only four members (1%) and six elders (1%) express this opinion, a step also favored by five pastors (1%). But similar percentages of pastors would like to see Self-Development of People deleted from OGHS (1%). Among specialized clergy, 1% would like to see the Board of Pensions deleted from Christmas Joy, and 1%, racial-ethnic schools deleted.

### Choosing One Cause

- ✓ A separate question asked panelists to choose, from a list of seven causes, “which *one* option . . . you would most like to have supported by a Churchwide Special Offering[.]” (See Table 4, on the following page.) No one cause was selected by as many as one-third of laity. The two largest are “children at risk” (members, 30%; elders, 23%) and “youth and young adult programs” (28%; 28%), followed by “supporting mission personnel overseas” (18%; 19%) and “supporting mission personnel in the United States” (10%; 15%).
- ✓ Among ministers, most choose either “supporting mission personnel overseas” (pastors, 38%; specialized clergy, 26%), “children at risk” (17%; 27%), or “youth and young adult programs” (15%; 12%).

## CHANGING CHURCHWIDE SPECIAL OFFERINGS

**Table 4. The One Special Offering Cause (from a List of Seven) That Panelists Most Favor**

Q. Which one option, from the list below, would you most like to have supported by a Churchwide Special Offering?

	Members	Elders	Pastors	Specialized Clergy
Children at risk	30%	23%	17%	27%
Youth and young adult programs	28%	28%	15%	12%
Supporting mission personnel overseas	18%	19%	38%	26%
Supporting mission personnel in the U.S.	10%	15%	9%	8%
Child advocacy	8%	8%	5%	10%
Assisting ecumenical efforts of partner churches overseas	3%	5%	6%	9%
Education of local church leaders overseas	3%	2%	9%	7%

### **Reallocations within Existing Offerings**

#### *One Great Hour of Sharing:*

- ✓ Majorities in every group want “the share of funds from this offering that goes to Presbyterian Disaster Assistance” (36%) to stay the same (members, 55%; pastors, 64%), and at least one in ten—including 22% of pastors—wants the share increased. Only 3% of members, 4% of elders, and 3% of pastors want the fund share decreased. (The remainder are either “not familiar with the program” or have “no opinion.”)
- ✓ Almost half of members and majorities in the other groups want “kept the same” the 32% share that goes to Self-Development of People (members, 48%; pastors, 62%) and the 32% share that goes to the Presbyterian Hunger Program (members, 48%; pastors, 64%). But 11% of elders and 21% of pastors want this share of funds decreased, and 8% and 5%, respectively, want it increased. One in five want the share for the Hunger Program increased (members, 19%; pastors, 20%). Almost no one (2%; 5%) wants that share decreased.

#### *Pentecost:*

- ✓ Majorities of laity and more than a third of ministers are either “not familiar” with the programs supported by this offering (children at risk, youth and young adults, child advocacy) or have “no opinion” on reallocation. For example, 35% of members are not familiar with the “children at risk” cause, and 32% have no opinion on reallocations related to it. Most others in this and all groups want the current distribution “kept the same.”
- ✓ Few want shifts, but more want the youth and young adult share decreased (members, 4%; pastors, 12%) than increased (2%; 6%), while the reverse is true for child advocacy (increased: 5%, 13%; decreased: 2%, 6%).

#### *Peacemaking:*

- ✓ Around one-half of laity and a fourth of ministers are not familiar with the causes this offering supports or have no opinion on the allocation of its funds. Most of the rest want the current allocations kept the same.
- ✓ Except for members, more want the 25% share congregations keep increased (elders, 14%) rather than decreased (7%), with the reverse for the 25% share allocated to synods and presbyteries (elders: increased, 3%; decreased, 12%) and the 50% share allocated to the national Peacemaking Program (6%; 12%).



## CHANGING CHURCHWIDE SPECIAL OFFERINGS

### ***Reallocations within Existing Offerings (cont.)***

#### *Christmas Joy:*

- ✓ Large percentages of laity (four in ten members, one in three elders) and one in seven ministers are either not familiar with the programs this offering supports or have no opinion on its allocations.
- ✓ Most with opinions favor keeping the 50/50 allocation between racial-ethnic schools and the Board of Pensions. Those favoring changes would like the share that goes to racial-ethnic schools decreased (elders, 19%; pastors, 21%) rather than increased (4%; 4%), with the reverse true for the share going to the Board of Pensions (increased: elders, 20%; pastors, 23%; decreased: 5%; 4%).

### ***An Internet Option for Donating***

- ✓ Panelists split on whether they would “like to see the PC(USA) make it possible to give money to causes supported by Churchwide Special Offerings via the Internet with a credit card.” More laity respond no (elders, 41%) than yes (25%), while the reverse is true among ministers (pastors: no, 28%; yes, 41%). Around one-third in every group responds “not sure.”
- ✓ Few panelists are likely to give money to special offering causes via the Internet; in fact, 81% of members, 80% of elders, 72% of pastors, and 58% of specialized clergy are “not too likely” or “not at all likely.”

### ***Number and Timing of Special Offerings***

- ✓ Three in ten members (30%), 38% of elders, and almost half of both minister groups (47%) select “four” when asked “How many Churchwide Special Offerings would you like the PC(USA) to support?”
- ✓ Very few panelists (members, 1%; pastors, 4%) want the PC(USA) to support more than four churchwide special offerings. In fact, a number (members, 12%; elders, 17%; pastors, 30%; specialized clergy, 19%) think there are too many right now—although another 39%, 33%, 15%, and 7% respond, “depends on what the money would be used for.”

### ***Other Special Offerings Received***

- ✓ Most pastors (87%) report that their congregation received another type of special offering in the past year, besides any churchwide special offerings. The most frequent example, reported by 85% of these pastors (overall, 74%), is for a “local cause (e.g., food pantry, homeless shelter, ecumenical community ministry).”
- ✓ In addition, of the 87% of pastors who report one or more other special offerings:
  - 56% (49% overall) indicate at least one such offering for a “national or international non-Presbyterian cause (e.g., World Vision, UNICEF, Habitat for Humanity)”
  - 35% (30% overall) indicate at least one such offering for a “new church development, camp, or retreat center”
  - 32% (28% overall) indicate at least one such offering for “another Presbyterian church program (e.g., retirement and children’s homes)”
- ✓ Fewer laity report that their congregation received another (non-churchwide) special offering (members, 57%; elders, 74%), largely because so many respond “don’t know” (33%; 13%). Among those who report that one or more such special offerings were received, the pattern by type is similar to that reported by pastors.
- ✓ More than half of pastors (56%) and 32% of elders report that a pastor initiated receiving one or more other special offerings (whether PC(USA) or non-PC(USA)) in their congregation. Others report that the initiative came from either the “mission committee chair” (50%; 39%) or a “mission committee member” (28%; 21%).

## SPECIAL OFFERING FOR MISSION

### Opinions on a Possible Special Offering for Mission

- ✓ Less than half in every group want an existing churchwide special offering replaced by a new one “to support mission at home and abroad, underwrite mission personnel, help educate and train local leaders, and support ecumenical efforts that are consistent with the mission of the PC(USA).” Those who favor such a change are split between eliminating the Pentecost or the Peacemaking Offering to accomplish this (see Table 5).

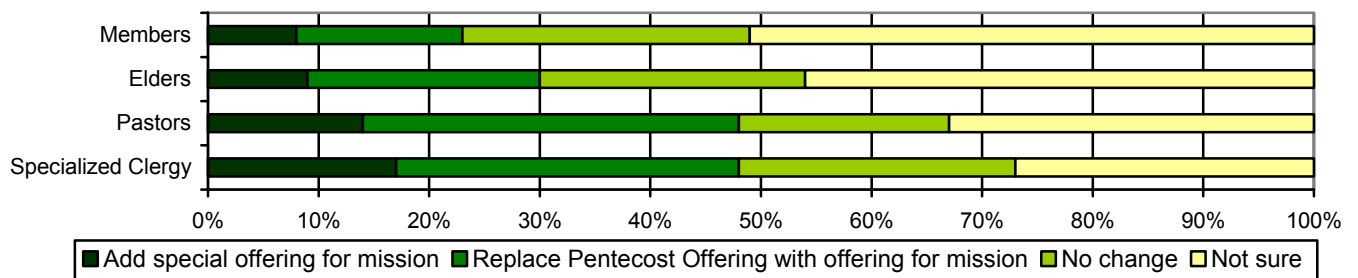
**Table 5. Opinions on Replacing a Current Special Offering with One on Mission**

	Members	Elders	Pastors	Specialized Clergy
Yes, OGHS	1%	*	1%	0%
Yes, Pentecost	9%	8%	17%	17%
Yes, Peacemaking	9%	17%	19%	9%
Yes, Christmas Joy	2%	3%	4%	1%
Yes, total	22%	30%	42%	30%
No	37%	38%	44%	54%
Don't know	41%	32%	14%	16%

\* = less than 0.5%

- ✓ Asked specifically about a mission offering as either a new, fifth special offering or as a replacement specifically for the Pentecost Offering, large percentages of all Panel groups are “not sure,” including a majority of members (51%), a large minority of elders (46%), and a third of pastors (33%).
- ✓ The next choice about a mission offering among laity is “no change,” (members, 26%), while among ministers it is to “reinstate the Witness Special Offering and the causes it supported (mission of the church at home and abroad) to replace the Pentecost Offering” (pastors, 34%). (See Figure 3.)

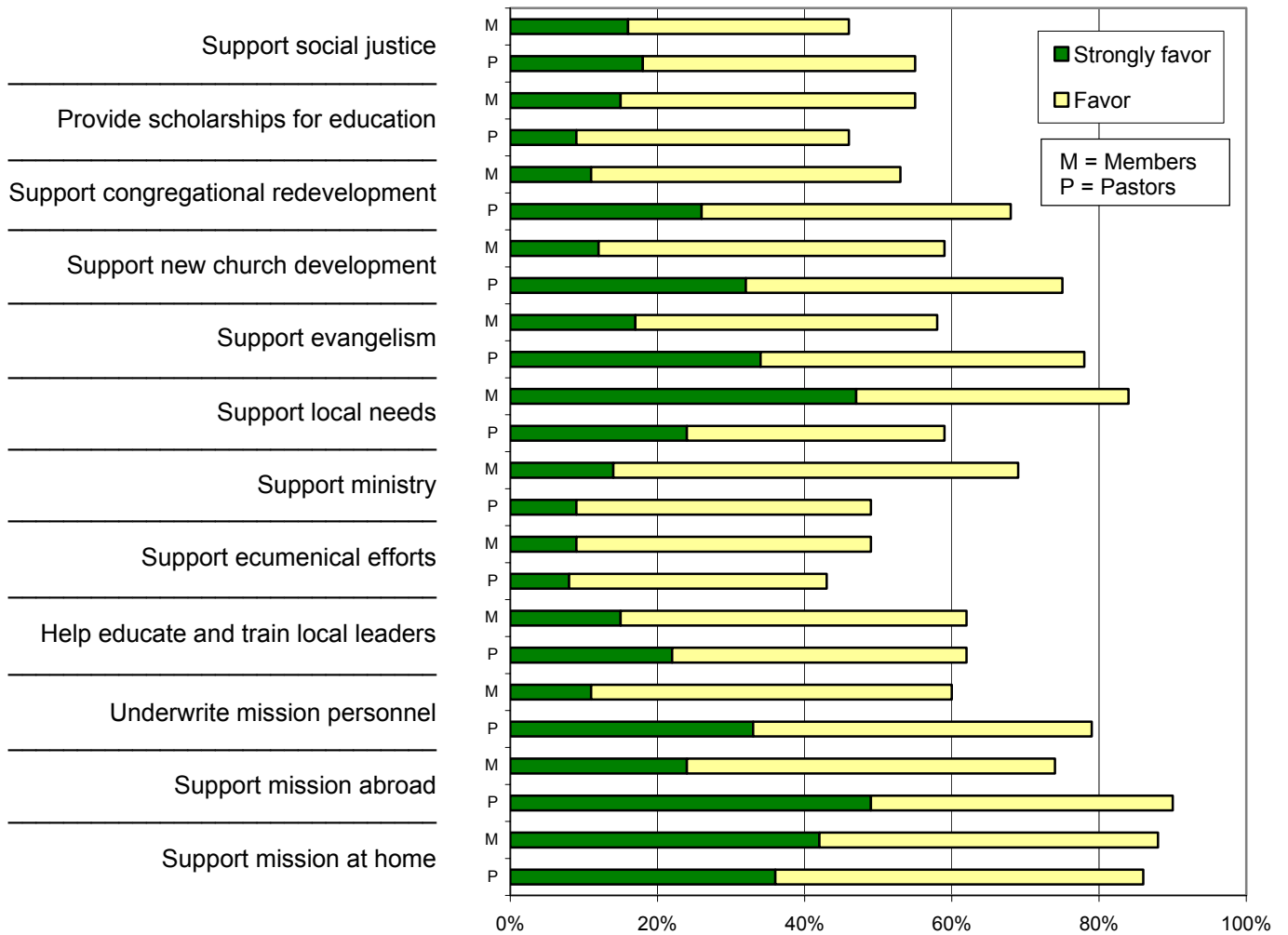
**Figure 3. Opinions on a New or Replacement Churchwide Special Offering for Mission**



- ✓ Interestingly, when asked elsewhere in the questionnaire to choose one cause from a list of seven that they “would most like to have supported by a Churchwide Special Offering,” most laity (members, 66%; elders, 59%) select one of three causes currently supported by the Pentecost Offering (see Table 4, page 4).
- ✓ When asked about specific areas that funds from a churchwide special offering for mission might support (see Figure 4, next page), majorities in every Panel group “strongly favor” or “favor” each of the following causes:
  - Mission at home (so responding: members, 88%; elders, 88%; pastors, 86%; specialized clergy, 79%)
  - Supporting local needs (e.g., food pantry, homeless shelter) (84%; 82%; 59%; 62%)
  - Supporting mission abroad (74%; 79%; 90%; 84%)
  - Helping educate and train local leaders (62%; 66%; 62%; 66%)
  - Underwriting mission personnel (60%; 66%; 79%; 73%)
  - Supporting new church development (59%; 66%; 77%; 73%)
  - Supporting evangelism (58%; 67%; 78%; 67%)
  - Supporting congregational redevelopment (53%; 60%; 68%; 70%)

## SPECIAL OFFERING FOR MISSION

**Figure 4. Support for Using a Special Offering on Mission to Fund Various Causes**



- ✓ At the other extreme, if a new churchwide special offering for mission were created, relatively few panelists (less than half in one or more groups) “strongly favor” or “favor” its use to support:
  - Ministry (69% of members, 66% of elders, 49% of pastors, and 55% of specialized clergy)
  - Scholarships funds for education (55%; 52%; 46%; 57%)
  - Ecumenical efforts (49%; 53%; 43%; 61%)
  - Social justice (46%; 51%; 55%; 70%)
  
- ✓ In general, more laity than ministers support (“strongly favor” or “favor”) using funds from a possible churchwide special offering on mission for “meeting local needs” and “ministry,” while more ministers than laity support “mission abroad,” “underwriting mission personnel,” “new church development,” and “congregational redevelopment.”
  
- ✓ For a couple of possible causes, support (“strongly favor” or “favor”) is similar among members, elders, and pastors, as compared to specialized clergy: “ecumenical efforts” and “social justice.” On another, “scholarships for education,” it is pastors who differ from the other three groups.
  
- ✓ In general, the percentage of members who support (“strongly favor” or “favor”) a particular cause is less than the percentage of elders who do so because more members respond “not sure” (e.g., “social justice”: 26% of members but 20% of elders respond “not sure”; or “evangelism”: 23%; 18%).

## FAMILIARITY AND PROMOTION

### ***Familiarity with Churchwide Special Offerings***

- ✓ A majority in every group is “very familiar” with the One Great Hour of Sharing Offering. Combined “very familiar” and “familiar” responses total 81% for members, 91% for elders, 97% for pastors, and 94% for specialized clergy.
- ✓ Majorities almost as large are very familiar/familiar with the Christmas Joy Offering: members, 71%; elders, 78%; pastors, 93%; specialized clergy, 88%.
- ✓ Most ministers are “very familiar” or “familiar” with the Peacemaking Offering (pastors, 84%; specialized clergy, 83%), but members are evenly split between “not very familiar” or “not at all familiar” (43%) and “very familiar” or “familiar” (42%). (Another 15% of members are “somewhat familiar.”) Among elders, 52% are very familiar/familiar with the Peacemaking Offering, and 37% are not very familiar/not at all familiar.
- ✓ Seven in ten pastors, six in ten specialized clergy, half of elders, and 42% of members are “very familiar” or “familiar” with the Pentecost Offering. Majorities of laity are either “not very familiar” or “not at all familiar” with this offering (members, 57%; elders, 52%).

### ***Who Promotes Churchwide Special Offerings***

- ✓ Sizable minorities of members (e.g., 39% for OGHS, 49% for Pentecost) and elders (14%; 20%) respond “don’t know” when asked “the person or persons mainly responsible for the promotion” of each churchwide special offering in their congregation.
- ✓ According to pastors, a variety of individuals hold responsibility for the promotion of the churchwide special offerings received by their congregation. In fact, most pastors list more than one category of person as responsible for promotion. Frequently cited are “pastor, assistant [sic] pastor, interim pastor” and “mission committee chair,” followed by “mission committee member,” “other church staff (e.g., church secretary, Director of Christian education, financial manager),” and “stewardship committee chair” or “stewardship committee member” (see Table 6).

**Table 6. Who Promotes Special Offerings in Congregations\*: Pastors’ Responses**

	OGHS	Pentecost	Peacemaking	Christmas Joy
A/the pastor	57%	50%	50%	57%
Other church staff	18%	18%	18%	18%
Clerk of session	7%	6%	6%	7%
Mission committee chair	55%	52%	55%	52%
Mission committee member	27%	29%	26%	26%
Stewardship committee chair	13%	15%	12%	13%
Stewardship committee member	6%	4%	4%	6%

\*Calculations based only on congregations that received a particular offering

# GIVING

## Giving to Special Offerings

- ✓ In congregations that received a particular special offering, the percent who gave to it are highest for One Great Hour of Sharing (members, 70%; elders, 77%; pastors, 86%; specialized clergy, 72%) and Christmas Joy (59%; 71%; 82%; 70%). The lowest rates are for the Pentecost Offering (28%; 42%; 71%; 44%).
- ✓ On a per-person basis, pastors contributed most to One Great Hour of Sharing, an average of \$446, followed by \$117 to Peacemaking, \$115 to Christmas Joy, and \$67 to Pentecost. These averages, especially for OGHS, are skewed upward by one or two large donations. The median provides a better snapshot of the “typical” gift, in this case, \$50 for OGHS and \$25 for each of the other three offerings.
- ✓ The highest per-person donations by elders are to One Great Hour of Sharing, a mean of \$55, followed by Christmas Joy (\$47), Pentecost (\$32), and Peacemaking (\$30). The medians are \$25, \$25, \$20, and \$20.
- ✓ The highest per-person donations by members are to Peacemaking, a mean of \$63, followed by \$59 to One Great Hour of Sharing, \$36 to Christmas Joy, and \$26 to Pentecost. The median is \$20 for each of the four.

## Giving by Income

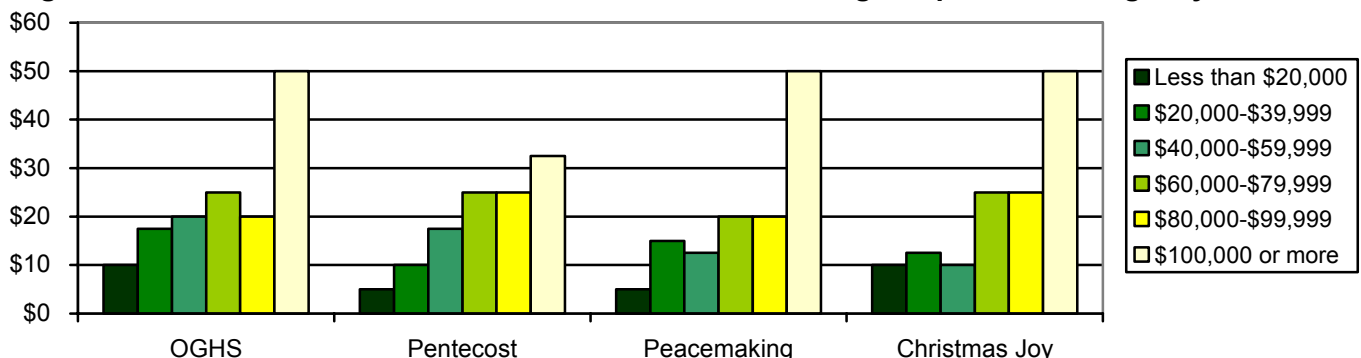
- ✓ For all four offerings, the lowest percentage of members who gave are those with family incomes less than \$20,000; next fewest are those earning \$100,000 or more (see Table 7).

**Table 7. Percentage of Members Giving to Each Special Offering, by Family Income**

	Annual Family Income						Total Number
	\$19,999 or less	\$20,000-\$39,999	\$40,000-\$59,000	\$60,000-\$79,999	\$80,000-\$99,999	\$100,000 or more	
Gave to OGHS	41%	68%	62%	55%	55%	50%	206
Gave to Pentecost	6%	16%	17%	9%	16%	8%	45
Gave to Peacemaking	6%	31%	31%	24%	26%	14%	85
Gave to Christmas Joy	29%	56%	44%	40%	45%	40%	160

- ✓ For OGHS and Christmas Joy, the income range with the highest percentage of givers is that between \$20,000 and \$39,000. For Pentecost and Peacemaking, relatively high percentages in that income range also report giving, although the percentage is similar among those in the \$80,000 to \$99,999 range.
- ✓ The amount given to each offering is associated with income such that the higher the income, the greater the donation. Figure 5 shows this for members, using the median.

**Figure 5. Median Dollar Amount Donated for Members Giving to Special Offerings, by Income\***



\*Calculated only for those who reported the amount they gave

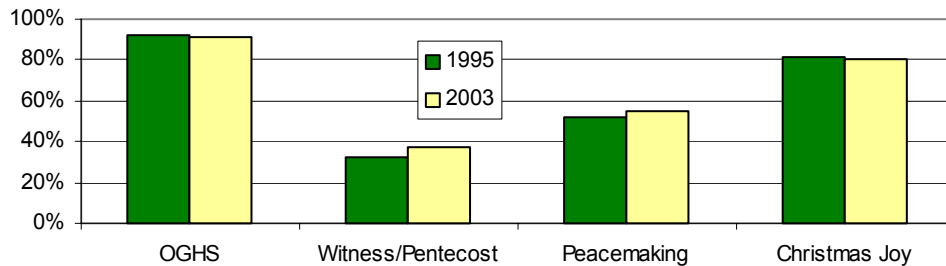
## COMPARISON TO 1995 SURVEY

*Note: This section compares results from the current survey to one on churchwide special offerings conducted through the Presbyterian Panel in May 1995.*

### Receiving and Giving

- ✓ Similar to the 2003 survey results, the 1995 results for pastors show that OGHS was the most widely received churchwide special offering, followed by Christmas Joy. (See Figure 6.)

**Figure 6. Percentage of Pastors' Congregations That Received Each Offering, 1995 and 2003**



- ✓ The percentage of congregations of different sizes that receive each offering has also stayed about the same, according to pastors, with the exception of the smallest ones (0-99 members) for the two most popular offerings. In 1995, 92% of pastors in congregations with fewer than 100 members reported receiving OGHS, compared to 79% in that size range in 2003. Similarly, in 1995 84% of pastors in congregations with fewer than 100 members report receiving Christmas Joy, compared to 72% in that size range in 2003.
- ✓ Typical giving amounts, as represented by the median, have stayed the same or risen modestly over the eight-year period. (Although keep in mind the effect of inflation, roughly 18% over this period; for someone who gave \$20 in 1995, giving the equivalent in 2003 would mean donating \$23.68.)

**Table 8. Median Giving by Panel Groups to Churchwide Special Offerings, 1995 and 2003**

	OGHS		Pentecost		Peacemaking		Christmas Joy	
	1995	2003	1995	2003	1995	2003	1995	2003
Members	\$20	\$20	\$15	\$20	\$10	\$20	\$20	\$20
Elders	\$20	\$25	\$12	\$20	\$15	\$20	\$20	\$25
Pastors	\$25	\$50	\$20	\$25	\$25	\$25	\$25	\$25
Specialized Clergy	\$25	\$50	\$25	\$25	\$25	\$25	\$25	\$50

### Opinions on Possible Changes

- ✓ When respondents were asked about changing the percentage of funds from each churchwide special offering that goes to specific programs, results are broadly similar for the three offerings that are configured the same for both years (OGHS, Peacemaking, and Christmas Joy). One interesting difference is found for the share of OGHS that goes to Presbyterian Disaster Assistance. In 1995, when that organization was known as Presbyterian World Service, more laity wanted the share “decreased” (members, 12%; elders, 17%) than “increased” (4%; 6%). But eight years later, after the name change—for which results from the 1995 survey were a catalyst—the pattern has reversed (“increased”: 10% and 15%; “decreased”: 3% and 4%).

### Other Special Offerings

- ✓ In 1995, 88% of elders and 94% of pastors indicated that their congregation had received another (non-churchwide) special offering in the previous year. That is slightly larger than the percentages so reporting in 2003 (74%; 87%), perhaps in part because of the different ways the question was formatted.

# THE PRESBYTERIAN PANEL

## THE NOVEMBER 2003 SURVEY—CHURCHWIDE SPECIAL OFFERINGS

### Data Appendix

	Members	Elders	Ministers
Number of questionnaires mailed .....	1,030	1,273	1,392
Number of questionnaires returned .....	414	622	764‡
Percent returned .....	39%	48%	53%
‡ 503 pastors; 261 specialized clergy			

Q-1. How familiar are you with each of the four Churchwide Special Offerings of the PC(USA)?

	Members	Elders	Pastors	Specialized Clergy
a. One Great Hour of Sharing Offering				
Very familiar .....	52%	63%	83%	80%
Familiar .....	29%	28%	14%	14%
Somewhat familiar .....	12%	6%	2%	4%
Not very familiar .....	3%	2%	1%	1%
Not at all familiar .....	5%	2%	—	—
b. Pentecost Offering				
Very familiar .....	11%	19%	40%	31%
Familiar .....	18%	16%	30%	29%
Somewhat familiar .....	14%	13%	16%	17%
Not very familiar .....	24%	24%	12%	18%
Not at all familiar .....	33%	28%	1%	6%
c. Peacemaking Offering				
Very familiar .....	22%	30%	59%	60%
Familiar .....	20%	22%	25%	23%
Somewhat familiar .....	15%	11%	11%	10%
Not very familiar .....	17%	17%	5%	6%
Not at all familiar .....	26%	20%	*	1%
d. Christmas Joy Offering				
Very familiar .....	41%	50%	73%	69%
Familiar .....	28%	28%	20%	19%
Somewhat familiar .....	12%	6%	5%	8%
Not very familiar .....	8%	6%	2%	3%
Not at all familiar .....	11%	10%	*	1%

Q-2. Which offerings has your congregation received in 2003 (2002 in the case of Christmas Joy)? (✓ *all* that apply.)

	◆	◆	◆	◆ +
One Great Hour of Sharing Offering .....	81%	88%	91%	85%
Pentecost Offering .....	24%	29%	37%	30%
Peacemaking Offering .....	38%	45%	55%	54%
Christmas Joy Offering .....	64%	73%	80%	72%
None .....	2%	2%	7%	5%
Don't know .....	20%	10%	1%	11%

Note. Percentages may not add to 100 due to rounding

\* = less than 0.5%; rounds to zero

— = zero (0.0); no cases in this category

+ = nonresponses of 10% or more on this question (reported percentages for all questions omit nonresponses)

n = number of respondents eligible to answer this question

◆ = percentages add to more than 100 because respondents could make more than one response

	Members	Elders	Pastors	Specialized Clergy
Q-3. In general, why does your congregation receive each of these Churchwide Special Offerings? In each column, ✓ the box(es) that corresponds to why you take that offering. (✓ <i>all</i> that apply in each column; if your congregation does not receive an offering, ✓ the last box in that column.)	n=327	n=542	n=447	n=153
<b>One Great Hour of Sharing</b> ♦	♦	♦	♦	♦
a. Habit or tradition.....	54%	65%	84%	69%
b. We feel an obligation to do so .....	31%	38%	38%	37%
c. We believe in the cause the offering supports .....	71%	78%	85%	80%
d. Members want to participate.....	44%	51%	65%	54%
e. Pastor wants to participate .....	35%	36%	66%	47%
f. Respect for the denomination .....	19%	26%	42%	31%
g. Don't know .....	12%	4%	*	5%
h. Don't receive.....	*	*	—	—
	n=96	n=178	n=181	n=54
<b>Pentecost</b> ♦ +	♦ +	♦	♦	♦ +
a. Habit or tradition.....	37%	55%	60%	38%
b. We feel an obligation to do so .....	27%	36%	41%	38%
c. We believe in the cause the offering supports .....	57%	65%	73%	58%
d. Members want to participate.....	44%	41%	48%	29%
e. Pastor wants to participate .....	38%	34%	66%	46%
f. Respect for the denomination .....	21%	25%	46%	31%
g. Don't know .....	20%	5%	1%	8%
h. Don't receive.....	—	—	1%	2%
	n=154	n=278	n=268	n=98
<b>Peacemaking</b> ♦	♦	♦	♦	♦
a. Habit or tradition.....	37%	50%	68%	41%
b. We feel an obligation to do so .....	33%	39%	40%	37%
c. We believe in the cause the offering supports .....	73%	74%	81%	68%
d. Members want to participate.....	52%	47%	59%	43%
e. Pastor wants to participate .....	41%	35%	67%	42%
f. Respect for the denomination .....	18%	26%	42%	30%
g. Don't know .....	10%	6%	1%	8%
h. Don't receive.....	—	1%	*	1%
	n=258	n=447	n=393	n=129
<b>Christmas Joy (2002)</b> ♦	♦	♦	♦	♦
a. Habit or tradition.....	47%	63%	82%	67%
b. We feel an obligation to do so .....	27%	38%	41%	38%
c. We believe in the cause the offering supports .....	68%	76%	78%	74%
d. Members want to participate.....	46%	52%	59%	48%
e. Pastor wants to participate .....	35%	36%	63%	47%
f. Respect for the denomination .....	20%	28%	45%	38%
g. Don't know .....	15%	6%	1%	6%
h. Don't receive.....	1%	1%	1%	1%

Note. Percentages may not add to 100 due to rounding

\* = less than 0.5%; rounds to zero

— = zero (0.0); no cases in this category

+ = nonresponses of 10% or more on this question (reported percentages for all questions omit nonresponses)

n = number of respondents eligible to answer this question

♦ = percentages add to more than 100 because respondents could make more than one response



	Members	Elders	Pastors	Specialized Clergy
Q-4. If one or more of the Churchwide Special Offerings were <i>not</i> received in the past year by your congregation, what is the main reason for not receiving the offering(s)? (Please <input checked="" type="checkbox"/> only <i>one</i> <input type="checkbox"/> in each column.)				
	n=83	n=75	n=46	n=103
<b>One Great Hour of Sharing</b>	+	+	+	+
a. No one takes the initiative to promote the offering(s) .....	3%	6%	19%	5%
b. Members are not familiar with the offering(s) .....	2%	2%	6%	—
c. Churchwide Special Offerings are low priorities in the congregation .....	—	16%	47%	10%
d. The congregation has a local or regionally-based special offering that occurs in close proximity to the Churchwide Special Offering(s) .....	2%	7%	16%	—
e. The congregation cannot afford the Churchwide Special Offering(s) .....	3%	3%	9%	16%
f. Don't know .....	90%	66%	3%	68%
	n=314	n=439	n=312	n=202
<b>Pentecost</b>	+	+	+	+
a. No one takes the initiative to promote the offering(s) .....	5%	9%	21%	15%
b. Members are not familiar with the offering(s) .....	12%	20%	23%	17%
c. Churchwide Special Offerings are low priorities in the congregation .....	4%	5%	21%	9%
d. The congregation has a local or regionally-based special offering that occurs in close proximity to the Churchwide Special Offering(s) .....	1%	6%	17%	13%
e. The congregation cannot afford the Churchwide Special Offering(s) .....	2%	4%	9%	7%
f. Don't know .....	76%	55%	9%	40%
	n=256	n=339	n=225	n=158
<b>Peacemaking</b>	+	+	+	+
a. No one takes the initiative to promote the offering(s) .....	4%	8%	22%	21%
b. Members are not familiar with the offering(s) .....	11%	17%	13%	9%
c. Churchwide Special Offerings are low priorities in the congregation .....	5%	8%	33%	16%
d. The congregation has a local or regionally-based special offering that occurs in close proximity to the Churchwide Special Offering(s) .....	2%	9%	13%	10%
e. The congregation cannot afford the Churchwide Special Offering(s) .....	2%	4%	9%	12%
f. Don't know .....	77%	54%	9%	32%

Note. Percentages may not add to 100 due to rounding

\* = less than 0.5%; rounds to zero

— = zero (0.0); no cases in this category

+ = nonresponses of 10% or more on this question (reported percentages for all questions omit nonresponses)

n = number of respondents eligible to answer this question

◆ = percentages add to more than 100 because respondents could make more than one response

Q-4. If one or more of the Churchwide Special Offerings were **not** received in the past year by your congregation, what is the main reason for not receiving the offering(s)? (Please  only **one**  in each column.)

	Members	Elders	Pastors	Specialized Clergy
	n=152	n=170	n=100	n=127
<b>Christmas Joy (2002)</b>	+	+	+	+
a. No one takes the initiative to promote the offering(s) .....	1%	5%	12%	7%
b. Members are not familiar with the offering(s).....	5%	7%	10%	4%
c. Churchwide Special Offerings are low priorities in the congregation .....	5%	7%	38%	18%
d. The congregation has a local or regionally-based special offering that occurs in close proximity to the Churchwide Special Offering(s).....	2%	20%	26%	16%
e. The congregation cannot afford the Churchwide Special Offering(s) .....	2%	5%	10%	5%
f. Don't know .....	85%	55%	5%	50%

Q-5. For how many years (if any) has your congregation received each of the Churchwide Special Offerings?

	Members	Elders	Pastors	Specialized Clergy
	n=327	n=542	n=447	n=153
a. One Great Hour of Sharing				+
1 year .....	—	*	1%	—
2-5 years .....	1%	1%	2%	3%
6-10 years .....	4%	5%	5%	6%
More than 10 years .....	61%	69%	77%	68%
Don't know .....	34%	25%	15%	23%
Did not receive .....	*	*	—	1%
b. Pentecost	n=96	n=178	n=181	n=54
1 year .....	—	2%	3%	2%
2-5 years .....	10%	8%	24%	14%
6-10 years .....	5%	11%	15%	12%
More than 10 years .....	27%	44%	30%	34%
Don't know .....	58%	35%	27%	36%
Did not receive .....	—	—	1%	2%
c. Peacemaking	n=154	n=339	n=268	n=98
1 year .....	—	2%	2%	1%
2-5 years .....	3%	9%	10%	10%
6-10 years .....	12%	9%	14%	12%
More than 10 years .....	43%	46%	52%	44%
Don't know .....	42%	34%	22%	32%
Did not receive .....	—	*	—	1%
d. Christmas Joy	n=258	n=170	n=393	n=129
1 year .....	*	1%	*	—
2-5 years .....	1%	1%	5%	2%
6-10 years .....	6%	6%	8%	7%
More than 10 years .....	56%	65%	67%	67%
Don't know .....	36%	26%	19%	24%
Did not receive .....	*	*	*	—

Note. Percentages may not add to 100 due to rounding

\* = less than 0.5%; rounds to zero

— = zero (0.0); no cases in this category

+ = nonresponses of 10% or more on this question (reported percentages for all questions omit nonresponses)

n = number of respondents eligible to answer this question

◆ = percentages add to more than 100 because respondents could make more than one response

	Members	Elders	Pastors	Specialized Clergy
Q-6. Approximately how many dollars did your household contribute to each offering in 2003 (or 2002 in the case of the Christmas Joy Offering)?				
a. One Great Hour of Sharing (2003)	+	+	+	+
Did not give .....	29%	22%	13%	27%
Do not receive.....	5%	4%	6%	5%
[Dollar amount listed].....	67%	74%	81%	68%
	n=223	n=399	n=359	n=144
\$10 or less.....	30%	25%	9%	10%
\$11 - \$20.....	23%	24%	15%	12%
\$21 - \$50.....	34%	35%	46%	38%
\$51 - \$100.....	11%	11%	15%	26%
More than \$100.....	3%	6%	16%	15%
Mean.....	\$59	\$55	\$446	\$307
Median.....	\$20	\$25	\$50	\$50
b. Pentecost (2003)	+	+	+	+
Did not give .....	47%	34%	16%	39%
Do not receive.....	34%	41%	46%	30%
[Dollar amount listed].....	19%	25%	38%	31%
	n=51	n=109	n=140	n=54
\$10 or less	39%	36%	22%	18%
\$11 - \$20.....	18%	27%	22%	11%
\$21 - \$50.....	35%	31%	37%	52%
\$51 - \$100.....	8%	6%	7%	15%
More than \$100.....	—	1%	9%	4%
Mean.....	\$26	\$32	\$67	\$44
Median.....	\$20	\$20	\$25	\$25
c. Peacemaking (2003)	+	+	+	+
Gave.....	43%	35%	16%	31%
Do not give .....	25%	29%	31%	16%
[Dollar amount listed].....	32%	35%	53%	52%
	n=93	n=165	n=209	n=99
\$10 or less	40%	26%	18%	9%
\$11 - \$20.....	19%	25%	18%	12%
\$21 - \$50.....	30%	38%	43%	54%
\$51 - \$100.....	8%	10%	9%	17%
More than \$100.....	3%	1%	12%	8%
Mean.....	\$63	\$30	\$117	\$169
Median.....	\$20	\$20	\$25	\$25

Note. Percentages may not add to 100 due to rounding

\* = less than 0.5%; rounds to zero

— = zero (0.0); no cases in this category

+ = nonresponses of 10% or more on this question (reported percentages for all questions omit nonresponses)

n = number of respondents eligible to answer this question

◆ = percentages add to more than 100 because respondents could make more than one response

Q-6. Approximately how many dollars did your household contribute to each offering in 2003 (or 2002 in the case of the (Cont.) Christmas Joy Offering)?

	Members	Elders	Pastors	Specialized Clergy
d. Christmas Joy (2002)	+	+	+	+
Did not give.....	36%	26%	15%	27%
Do not receive.....	12%	11%	15%	12%
[Dollar amount listed].....	52%	63%	69%	61%
	n=171	n=322	n=299	n=121
\$10 or less.....	32%	24%	14%	13%
\$11 - \$20.....	23%	23%	20%	12%
\$21 - \$50.....	32%	39%	44%	49%
\$51 - \$100.....	10%	9%	10%	16%
More than \$100.....	4%	4%	12%	9%
Mean.....	\$36	\$47	\$115	\$194
Median.....	\$20	\$25	\$25	\$50

Q-7. Each Churchwide Special Offering divides the contributions among two or more church programs. Here is the current division for these offerings. Please indicate any changes you might like to see in how the funds received through these offerings are allocated.

**WOULD LIKE THE SHARE OF FUNDS FROM THIS OFFERING THAT GOES TO THIS PROGRAM:**

**One Great Hour of Sharing:**

a. Presbyterian Disaster Assistance (36%)				
Increased.....	10%	15%	22%	15%
Decreased.....	3%	4%	3%	4%
Kept the same.....	55%	59%	64%	66%
Not familiar with program.....	11%	6%	*	3%
No opinion.....	21%	16%	11%	11%
b. Self-Development of People (32%)				
Increased.....	8%	8%	5%	7%
Decreased.....	7%	11%	21%	12%
Kept the same.....	48%	55%	62%	66%
Not familiar with program.....	16%	11%	1%	4%
No opinion.....	21%	16%	11%	11%
c. Presbyterian Hunger Program (32%)				
Increased.....	19%	20%	20%	17%
Decreased.....	3%	2%	5%	2%
Kept the same.....	48%	57%	64%	68%
Not familiar with program.....	11%	6%	*	2%
No opinion.....	20%	16%	11%	12%

**Pentecost:**

d. Congregations keep 40% for children at risk	+	+	+	+
Increased.....	3%	9%	10%	10%
Decreased.....	2%	4%	10%	11%
Kept the same.....	28%	32%	37%	42%
Not familiar with program.....	35%	28%	7%	12%
No opinion.....	32%	28%	35%	25%

Note. Percentages may not add to 100 due to rounding

\* = less than 0.5%; rounds to zero

— = zero (0.0); no cases in this category

+ = nonresponses of 10% or more on this question (reported percentages for all questions omit nonresponses)

n = number of respondents eligible to answer this question

◆ = percentages add to more than 100 because respondents could make more than one response

Q-7. Each Churchwide Special Offering divides the contributions among two or more church programs. Here is the current division for these offerings. Please indicate any changes you might like to see in how the funds received through these offerings are allocated.

**WOULD LIKE THE SHARE OF FUNDS FROM THIS OFFERING THAT GOES TO THIS PROGRAM:**

**Pentecost:** (Cont.)

e.	Youth and young adults (50%)	+	+	+	+
	Increased.....	2%	4%	6%	5%
	Decreased .....	4%	8%	12%	15%
	Kept the same .....	26%	31%	40%	42%
	Not familiar with program.....	36%	28%	8%	12%
	No opinion.....	32%	28%	35%	25%
f.	Child advocacy (10%)	+	+	+	+
	Increased.....	5%	10%	13%	23%
	Decreased .....	2%	3%	6%	3%
	Kept the same .....	25%	30%	38%	38%
	Not familiar with program.....	36%	29%	8%	12%
	No opinion.....	32%	28%	36%	25%

**Peacemaking:**

g.	Congregations keep 25% for peacemaking	+			
	Increased.....	5%	14%	20%	13%
	Decreased .....	7%	7%	6%	11%
	Kept the same .....	33%	34%	47%	54%
	Not familiar with program.....	27%	21%	4%	3%
	No opinion.....	28%	24%	23%	18%
h.	Synod and presbytery peacemaking (25%)	+	+		
	Increased.....	2%	3%	6%	7%
	Decreased .....	8%	12%	18%	19%
	Kept the same .....	33%	39%	48%	53%
	Not familiar with program.....	27%	22%	5%	3%
	No opinion.....	29%	24%	23%	18%
i.	Peacemaking Program (50%)	+			
	Increased.....	5%	6%	6%	12%
	Decreased .....	6%	12%	18%	14%
	Kept the same .....	32%	36%	49%	52%
	Not familiar with program.....	28%	22%	4%	4%
	No opinion.....	29%	24%	22%	18%

**Christmas Joy:**

j.	Board of Pensions (50%)				
	Increased.....	18%	20%	23%	18%
	Decreased .....	4%	5%	4%	4%
	Kept the same .....	38%	48%	59%	60%
	Not familiar with program.....	16%	11%	2%	4%
	No opinion.....	24%	17%	12%	14%

Note. Percentages may not add to 100 due to rounding

\* = less than 0.5%; rounds to zero

— = zero (0.0); no cases in this category

+ = nonresponses of 10% or more on this question (reported percentages for all questions omit nonresponses)

n = number of respondents eligible to answer this question

◆ = percentages add to more than 100 because respondents could make more than one response

Q-7. Each Churchwide Special Offering divides the contributions among two or more church programs. Here is the current division for these offerings. Please indicate any changes you might like to see in how the funds received through these offerings are allocated.

**WOULD LIKE THE SHARE OF FUNDS FROM THIS OFFERING THAT GOES TO THIS PROGRAM:**

**Christmas Joy:** (Cont.)

k.	Racial ethnic schools (50%)	+			
	Increased.....	4%	4%	4%	7%
	Decreased .....	15%	19%	21%	16%
	Kept the same .....	38%	46%	60%	62%
	Not familiar with program.....	18%	14%	2%	4%
	No opinion.....	25%	17%	12%	13%

Q-8. If you could make **one** major change in the causes/issues that are supported by PC(USA) Churchwide Special Offerings, what would it be? Please  the box to the left corresponding to your choice, and then indicate the specific changes to the right of your choice. (Select only **one** response.)

<b>Add one new special offering</b> .....	4%	4%	7%	10%
	n=17	n=20	n=33	n=24
<b>For what ca[use]?</b>	+			+
Emergency needs.....	—	5%	—	—
Medical and health concerns .....	—	5%	—	5%
Over-seas mission.....	14%	5%	6%	26%
National mission.....	71%	53%	47%	42%
Local needs inside our congregation .....	—	10%	6%	—
New church development .....	—	5%	28%	5%
Other.....	14%	16%	12%	21%
<b>Delete one entire special offering</b> .....	9%	9%	21%	11%
	n=33	n=53	n=98	n=27
<b>Which one?</b>		+		
OGHS .....	—	—	2%	—
Christmas Joy .....	13%	21%	10%	4%
Peacemaking.....	58%	51%	53%	44%
Pentecost.....	29%	28%	35%	52%
<b>Add an additional cause to an existing offering</b> .....	2%	2%	5%	5%
	n=6	n=13	n=25	n=11
<b>Add this cause:</b>		+	+	+
Disaster relief.....	—	10%	—	—
Over-seas mission.....	—	—	12%	—
National mission.....	67%	60%	50%	50%
New church development.....	—	—	19%	12%
Other.....	33%	30%	19%	38%

Note. Percentages may not add to 100 due to rounding

\* = less than 0.5%; rounds to zero

— = zero (0.0); no cases in this category

+ = nonresponses of 10% or more on this question (reported percentages for all questions omit nonresponses)

n = number of respondents eligible to answer this question

◆ = percentages add to more than 100 because respondents could make more than one response

Q-8. If you could make **one** major change in the causes/issues that are supported by PC(USA) Churchwide Special Offerings, what would it be? Please ✓ the box to the left corresponding to your choice, and then indicate the specific changes to the right of your choice. (Select only **one** response.)

	Members	Elders	Pastors	Specialized Clergy
<b>Add an additional cause to an existing offering</b> (Cont.).....	2%	2%	5%	5%
	n=6	n=13	n=25	n=11
<b>To this offering:</b>	+	+	+	+
OGHS .....	—	30%	25%	20%
Christmas Joy .....	40%	30%	40%	30%
Peacemaking.....	20%	30%	5%	10%
Pentecost.....	40%	10%	30%	40%
<b>Delete one cause from an existing offering</b> .....	3%	3%	5%	3%
	n=12	n=18	n=24	n=7
<b>Which cause?</b>	+	+	+	+
Presbyterian Disaster Assistance .....	—	12%	—	—
Self Development of People.....	—	—	30%	—
Congregation keeps 40% for children at risk .....	—	—	5%	—
Youth and young adults.....	11%	—	15%	14%
Congregation keeps 25% for peacemaking .....	11%	6%	—	—
Synod and presbytery peacemaking .....	—	12%	—	14%
Peacemaking program .....	11%	29%	15%	14%
Board of Pensions.....	22%	6%	10%	29%
Racial ethnic schools .....	44%	35%	25%	29%
<b>Replace a current offering cause with a new one</b> .....	—	1%	4%	1%
		n=7	n=17	n=3
<b>Delete this cause:</b>		+	+	+
Congregation keeps 40% for children at risk .....	—	—	7%	—
Youth and young adults.....	—	—	7%	—
Child advocacy .....	—	—	14%	50%
Peacemaking program .....	—	40%	64%	50%
Racial ethnic schools .....	—	60%	7%	—
		n=7	n=17	n=3
<b>Add this cause:</b>		+	+	+
National mission.....	—	50%	40%	—
New church development.....	—	—	33%	—
Other.....	—	50%	27%	—
<b>Make no changes in the current set of Churchwide Special Offerings or the causes they support</b> .....	29%	34%	36%	39%
<b>No opinion</b> .....	53%	46%	22%	32%

Note. Percentages may not add to 100 due to rounding

\* = less than 0.5%; rounds to zero

— = zero (0.0); no cases in this category

+ = nonresponses of 10% or more on this question (reported percentages for all questions omit nonresponses)

n = number of respondents eligible to answer this question

◆ = percentages add to more than 100 because respondents could make more than one response

	Members	Elders	Pastors	Specialized Clergy
Q-9. Ideally, how many Churchwide Special Offerings would you like the PC(USA) to support? (Please ✓ only <i>one</i> .)				
Four (the number currently supported) .....	30%	38%	47%	47%
Five .....	1%	1%	3%	6%
Six .....	—	*	1%	1%
There are too many right now (four, currently) .....	12%	17%	30%	19%
Depends on what the money would be used for .....	39%	33%	15%	7%
Don't know .....	18%	11%	4%	20%
Q-10. Which <i>one</i> option, from the list below, would you most like to have supported by a Churchwide Special Offering? <i>I would prefer a Churchwide Special Offering that funds programs concerned with . . .</i> (✓ only <i>one</i> □.)				
			+	+
Assisting ecumenical efforts of partner churches overseas.....	3%	5%	6%	9%
Child advocacy.....	8%	8%	5%	10%
Children at risk.....	30%	23%	17%	27%
Education of local church leaders overseas .....	3%	2%	9%	7%
Supporting mission personnel overseas .....	18%	19%	38%	26%
Supporting mission personnel in the United States.....	10%	15%	9%	8%
Youth and young adult programs.....	28%	28%	15%	12%
Q-11. If a Churchwide Special Offering designated for mission was developed by the PC(USA), what is your opinion of using those contributions to fund each of the following programs?				
a. Support mission at home			+	
Strongly favor.....	42%	46%	36%	33%
Favor.....	46%	42%	50%	46%
Oppose.....	3%	3%	7%	9%
Strongly oppose.....	1%	2%	2%	2%
No opinion.....	9%	8%	6%	10%
b. Support mission abroad			+	
Strongly favor.....	24%	27%	49%	41%
Favor.....	50%	52%	41%	43%
Oppose.....	9%	8%	3%	5%
Strongly oppose.....	3%	1%	2%	2%
No opinion.....	15%	12%	5%	8%
c. Underwrite mission personnel			+	+
Strongly favor.....	11%	14%	33%	26%
Favor.....	49%	52%	46%	47%
Oppose.....	7%	7%	7%	10%
Strongly oppose.....	1%	2%	2%	2%
No opinion.....	31%	24%	13%	15%
d. Help educate and train local leaders			+	+
Strongly favor.....	15%	16%	22%	22%
Favor.....	47%	50%	40%	44%
Oppose.....	12%	13%	18%	17%
Strongly oppose.....	1%	1%	3%	3%
No opinion.....	26%	19%	16%	14%

Note. Percentages may not add to 100 due to rounding

\* = less than 0.5%; rounds to zero

— = zero (0.0); no cases in this category

+ = nonresponses of 10% or more on this question (reported percentages for all questions omit nonresponses)

n = number of respondents eligible to answer this question

◆ = percentages add to more than 100 because respondents could make more than one response



		Members	Elders	Pastors	Specialized Clergy
Q-11. If a Churchwide Special Offering designated for mission was developed by the PC(USA), what is your opinion of using those contributions to fund each of the following programs? (Cont.)					
e.	Support ecumenical efforts	+	+	+	+
	Strongly favor .....	9%	9%	8%	17%
	Favor .....	40%	44%	35%	44%
	Oppose .....	14%	17%	30%	18%
	Strongly oppose .....	4%	4%	10%	6%
	No opinion .....	33%	26%	17%	14%
f.	Support ministry	+	+	+	+
	Strongly favor .....	14%	13%	9%	15%
	Favor .....	55%	53%	40%	40%
	Oppose .....	9%	11%	20%	17%
	Strongly oppose .....	2%	2%	3%	4%
	No opinion .....	20%	21%	27%	23%
g.	Support local needs (e.g., food pantry, homeless shelter, ecumenical community)	+		+	+
	Strongly favor .....	47%	49%	24%	30%
	Favor .....	37%	33%	35%	32%
	Oppose .....	6%	9%	24%	20%
	Strongly oppose .....	2%	2%	6%	5%
	No opinion .....	9%	8%	11%	12%
h.	Support evangelism	+			+
	Strongly favor .....	17%	22%	34%	27%
	Favor .....	41%	45%	44%	40%
	Oppose .....	15%	13%	9%	15%
	Strongly oppose .....	4%	2%	2%	4%
	No opinion .....	23%	18%	10%	14%
i.	Support new church development	+			+
	Strongly favor .....	12%	20%	32%	31%
	Favor .....	47%	46%	43%	42%
	Oppose .....	14%	13%	13%	13%
	Strongly oppose .....	2%	2%	3%	2%
	No opinion .....	24%	19%	9%	12%
j.	Support congregational redevelopment	+	+		+
	Strongly favor .....	11%	16%	26%	24%
	Favor .....	42%	44%	42%	46%
	Oppose .....	15%	16%	18%	15%
	Strongly oppose .....	2%	2%	3%	3%
	No opinion .....	29%	22%	11%	13%
k.	Provide scholarship funds for education	+		+	+
	Strongly favor .....	15%	14%	9%	15%
	Favor .....	40%	38%	37%	42%
	Oppose .....	16%	22%	28%	23%
	Strongly oppose .....	4%	4%	6%	4%
	No opinion .....	24%	21%	19%	16%

Note. Percentages may not add to 100 due to rounding

\* = less than 0.5%; rounds to zero

— = zero (0.0); no cases in this category

+ = nonresponses of 10% or more on this question (reported percentages for all questions omit nonresponses)

n = number of respondents eligible to answer this question

◆ = percentages add to more than 100 because respondents could make more than one response

	Members	Elders	Pastors	Specialized Clergy
Q-11. If a Churchwide Special Offering designated for mission was developed by the PC(USA), what is your opinion of using those contributions to fund each of the following programs?				
(Cont.)				
I. Support social justice	+		+	+
Strongly favor .....	16%	15%	18%	34%
Favor .....	30%	36%	37%	36%
Oppose .....	20%	19%	19%	12%
Strongly oppose .....	8%	11%	10%	6%
No opinion .....	26%	20%	15%	13%
Q-12. What is the minimum number of weeks that you believe should separate any two Churchwide Special Offerings? (Please write the number on the line.) _____ weeks (If no opinion, ✓ here □)				
No opinion .....	36%	25%	16%	28%
	n=261	n=463	n=416	n=185
3 weeks or less .....	2%	1%	1%	—
4 – 7 weeks .....	16%	14%	12%	12%
8 – 9 weeks .....	24%	20%	19%	21%
10 – 11 weeks .....	11%	16%	20%	15%
12 weeks .....	29%	30%	28%	34%
13 – 15 weeks .....	10%	6%	8%	8%
16 – 20 weeks .....	4%	6%	8%	4%
More than 20 weeks .....	5%	7%	6%	5%
Mean .....	11	12	12	12
Median .....	10	11	10	12
Q-13. Should one of the current Churchwide Special Offerings be <i>replaced</i> with a new Special Offering to support mission at home and abroad, underwrite mission personnel, help educate and train local leaders, and support ecumenical efforts that are consistent with the mission of the PC(USA)?				
No (Skip to Q-14) .....	37%	38%	44%	54%
Yes .....	22%	30%	42%	30%
Don't know .....	41%	32%	14%	16%
Q-13a. Which Churchwide Special Offering should be replaced with a new offering?				
	n=81	n=174	n=192	n=72
One Great Hour of Sharing .....	5%	1%	2%	—
Pentecost .....	42%	28%	43%	63%
Peacemaking .....	44%	59%	46%	33%
Christmas Joy .....	9%	12%	9%	4%
Q-14. Which of the following would you prefer? (Please ✓ only <i>one</i> .)				
A new (5 <sup>th</sup> ) Churchwide Special Offering to fund mission .....	8%	9%	14%	17%
Reinstate the Witness Special Offering and the causes it supported (mission of the church at home and abroad) to replace the Pentecost Offering .....	15%	21%	34%	31%
No change: Keep the four Churchwide Special Offerings the way they are .....	26%	24%	19%	25%
Not sure .....	51%	46%	33%	27%

Note. Percentages may not add to 100 due to rounding

\* = less than 0.5%; rounds to zero

— = zero (0.0); no cases in this category

+ = nonresponses of 10% or more on this question (reported percentages for all questions omit nonresponses)

n = number of respondents eligible to answer this question

◆ = percentages add to more than 100 because respondents could make more than one response

Q-15. In addition to the four Special Offerings, many Presbyterian congregations, presbyteries, and synods also sponsor other special appeals for funds to support causes beyond the congregation. In the last year, has your congregation participated in any other special offering, that is, has your congregation been a part of a special appeal, whether PC(USA) or non-PC(USA), for contributions to specified causes in the community, the region, the nation, or the world?

Yes .....	57%	74%	87%	65% <sup>+</sup>
No (Skip to Q-16) .....	10%	13%	12%	17%
Don't know (Skip to Q-16) .....	33%	13%	2%	18%

Q-15a. Indicate what type(s) of other special offerings your congregation participated in. (✓ *all* that apply.)

	n=221 ◆	n=440 ◆	n=416 ◆	n=125 ◆
Special offering for local cause (e.g., food pantry, homeless shelter, ecumenical community ministry).....	90%	90%	85%	88%
Presbytery-sponsored special offering (e.g., for a new church development, camp or retreat center).....	26%	29%	35%	36%
Special offering for other Presbyterian church program (e.g., retirement and children's homes) .....	27%	25%	32%	26%
Special offering for national or international <i>non</i> -Presbyterian causes (e.g., World Vision, UNICEF, Habitat for Humanity) .....	50%	50%	56%	46%

Q-16. Who initiated receiving other PC(USA) or non-PC(USA) special offerings in your congregation in 2003? (Please ✓ *all* that apply.)

	◆	◆	◆	◆ +
Pastor.....	23%	32%	56%	41%
Clerk of session.....	6%	8%	7%	11%
Mission committee chair.....	17%	39%	50%	31%
Mission committee member.....	13%	21%	28%	20%
Other committee chair.....	5%	14%	11%	10%
Other committee member.....	3%	8%	7%	5%
Other church member.....	11%	17%	22%	16%
Don't know .....	54%	26%	6%	34%
We don't receive other special offerings in our congregation .....	5%	5%	5%	5%
Other (specify): .....	3%	6%	10%	5%

Note. Percentages may not add to 100 due to rounding

\* = less than 0.5%; rounds to zero

— = zero (0.0); no cases in this category

+ = nonresponses of 10% or more on this question (reported percentages for all questions omit nonresponses)

n = number of respondents eligible to answer this question

◆ = percentages add to more than 100 because respondents could make more than one response

Q-17. Please specify the person or persons mainly responsible for the promotion of each PC(USA) Churchwide Special Offering in your congregation. In each column, ✓ the box(es) that corresponds with who is responsible for the promotion of the Special Offering. (✓ *all* that apply in each column; if you do not receive an offering, ✓ the last box in that column.)

a.	One Great Hour of Sharing	◆	◆	◆	◆ +
	Pastor, assistant pastor, interim pastor.....	37%	46%	54%	54%
	Other Church staff (e.g., church secretary, Director of Christian Education, financial manager .....	11%	11%	17%	10%
	Clerk of Session.....	4%	5%	6%	8%
	Mission committee chair .....	24%	39%	52%	38%
	Mission committee member .....	11%	18%	25%	16%
	Stewardship committee chair.....	11%	10%	12%	6%
	Stewardship committee member .....	4%	5%	5%	2%
	Other committee chair/member .....	4%	8%	4%	3%
	Other church member .....	4%	7%	6%	6%
	Don't know .....	39%	14%	1%	23%
	Don't receive .....	2%	4%	5%	4%
b.	Pentecost	◆ +	◆ +	◆ +	◆ +
	Pastor, assistant pastor, interim pastor.....	16%	21%	28%	27%
	Other Church staff (e.g., church secretary, Director of Christian Education, financial manager .....	3%	3%	10%	4%
	Clerk of Session.....	2%	3%	3%	1%
	Mission committee chair .....	9%	17%	28%	22%
	Mission committee member .....	6%	10%	16%	10%
	Stewardship committee chair.....	4%	4%	8%	3%
	Stewardship committee member .....	2%	2%	2%	1%
	Other committee chair/member .....	3%	5%	3%	1%
	Other church member .....	2%	3%	3%	2%
	Don't know .....	49%	21%	1%	30%
	Don't receive .....	27%	40%	44%	28%
c.	Peacemaking	◆ +	◆ +	◆ +	◆ +
	Pastor, assistant pastor, interim pastor.....	20%	25%	35%	38%
	Other church staff (e.g., church secretary, Director of Christian Education, financial manager .....	5%	4%	13%	8%
	Clerk of Session.....	2%	3%	4%	2%
	Mission committee chair .....	16%	27%	38%	31%
	Mission committee member .....	9%	15%	19%	12%
	Stewardship committee chair.....	6%	4%	8%	4%
	Stewardship committee member .....	3%	2%	3%	1%
	Other committee chair/member .....	4%	7%	5%	3%
	Other church member .....	3%	5%	4%	4%
	Don't know .....	46%	20%	1%	25%
	Don't receive .....	19%	27%	30%	18%

Note. Percentages may not add to 100 due to rounding

\* = less than 0.5%; rounds to zero

— = zero (0.0); no cases in this category

+ = nonresponses of 10% or more on this question (reported percentages for all questions omit nonresponses)

n = number of respondents eligible to answer this question

◆ = percentages add to more than 100 because respondents could make more than one response

Q-17. Please specify the person or persons mainly responsible for the promotion of each PC(USA) Churchwide Special Offering in your congregation. In each column, ✓ the box(es) that corresponds with who is responsible for the promotion of the Special Offering. (✓ all that apply in each column; if you do not receive an offering, ✓ the last box in that column.)

d.	Christmas Joy	◆ +	◆ +	◆	◆ +
	Pastor, assistant pastor, interim pastor.....	29%	37%	48%	43%
	Other church staff (e.g., church secretary, Director of Christian Education, financial manager .....	9%	9%	16%	8%
	Clerk of Session.....	4%	4%	6%	5%
	Mission committee chair .....	16%	31%	45%	32%
	Mission committee member .....	9%	17%	22%	11%
	Stewardship committee chair.....	8%	8%	11%	5%
	Stewardship committee member .....	3%	5%	5%	2%
	Other committee chair/member .....	4%	8%	5%	4%
	Other church member .....	5%	5%	5%	6%
	Don't know .....	46%	19%	2%	26%
	Don't receive .....	8%	12%	14%	12%

Q-18. Would you like to see the PC(USA) make it possible to give money to causes supported by Churchwide Special Offerings via the Internet with a credit card?

Yes .....	20%	25%	41%	52%
No.....	49%	41%	28%	16%
Not sure.....	30%	34%	31%	32%

Q-19. How likely would you be to give money over the Internet by credit card to a cause or program of the PC(USA) that you supported?

Very likely .....	3%	5%	7%	12%
Likely .....	8%	10%	14%	22%
Not too likely .....	18%	23%	32%	28%
Not at all likely.....	63%	57%	40%	30%
Not sure.....	7%	5%	8%	10%

Q-20. Please use this space for additional comments.

[Not tabulated]

Response form:

Paper .....	90%	88%	90%	84%
Web.....	10%	12%	10%	16%

Note. Percentages may not add to 100 due to rounding

\* = less than 0.5%; rounds to zero

— = zero (0.0); no cases in this category

+ = nonresponses of 10% or more on this question (reported percentages for all questions omit nonresponses)

n = number of respondents eligible to answer this question

◆ = percentages add to more than 100 because respondents could make more than one response

Published by:  
**RESEARCH SERVICES**  
A Ministry of the General Assembly Council  
Presbyterian Church (U.S.A.)  
1-888-728-7228, extension 2040

Printed on recycled paper



PDS#02056-03281  
\$10.00 per copy  
1-800-524-2612  
100 Witherspoon Street  
Louisville, KY 40202-1396  
Churchwide Special Offerings.rpt