



# The Presbyterian Panel

*Listening to Presbyterians*



**REPORT**

## **BOOKS, READING, AND STUDY RESOURCES—THE FEBRUARY 1998 SURVEY**

### **Table of Contents**

<b>Overview</b> .....	<b>i</b>
<b>Highlights</b> .....	<b>1</b>
<b>Books and Bookstores</b> .....	<b>2</b>
Books Read .....	2
Do People Who Read Novels Also Read Nonfiction? .....	3
Bookstore Visits .....	3
Gender, Education and Reading .....	4
<b>Religious Reading</b> .....	<b>5</b>
Religious Books .....	5
The Bible .....	5
Presbyterian Periodicals .....	5
Other Religious Periodicals .....	6
Magazines and Periodicals .....	7
Cokesbury .....	7
Other Religious Bookstores .....	8
<b>Awareness of PPC and its Resources</b> .....	<b>9</b>
Presbyterian Publishing Corporation .....	9
What Periodicals Do WJK/Geneva Press Buyers Read? .....	10
The Presbyterian Hymnal .....	11
Other PPC Resources .....	11
<b>Study and Resource Interests</b> .....	<b>12</b>
Interest Areas for Further Reading .....	12
Computers & Resources .....	13
Church Study Groups .....	14
<b>Appendix</b> .....	<b>A-1</b>

Join Us in Celebrating 1998 as the 25<sup>th</sup> Anniversary of the Presbyterian Panel

**RESEARCH SERVICES**  
**A Ministry of the General Assembly Council**  
Presbyterian Church (U.S.A.)  
100 Witherspoon Street  
Louisville, KY 40202

## Recent and Future Presbyterian Panel Reports

Topic	Questionnaire Date	PDS Order Number	Available
Issues About Which Presbyterians Disagree	February 1996	70-360-96-208	Yes
HIV/AIDS Issues	May 1996	70-360-96-209	Yes
Evangelism	August 1996	70-360-96-210	Yes
Theological Education	November 1996	70-360-96-211	Yes
1997-1999 Background Report	November 1996	70-360-97-250	Yes
Spirituality and Health	February 1997	70-360-97-251	Yes
Nature and the Environment	May 1997	70-360-97-252	Yes
Social Justice and Welfare Reform	August 1997	70-360-97-253	Yes
Older Adult Ministries	November 1997	70-360-97-254	Yes
Books, Reading, and Study Resources	February 1998	70-360-98-255	Yes
Communications	May 1998	70-360-98-256	2/99
World Mission	August 1998	70-360-98-257	5/99
Science and Technology	November 1998	70-360-98-258	8/99

Copies of *Presbyterian Panel Reports* may be purchased for \$5 each from Presbyterian Distribution Services (PDS)—call 1-800-524-2612 and request the PDS item number listed above for the *Report* you want.

## Overview

The Presbyterian Panel consists of three nationally-representative samples of groups affiliated with the Presbyterian Church (U.S.A.): members, elders (lay leaders), and ordained ministers (for analysis, split into two groups based on current call: *pastors*, serving in a congregation, and *specialized clergy*, serving elsewhere). New samples are drawn every three years.

These pages summarize major findings from the sixth survey completed by the 1997-1999 Panel, mailed in February 1998. The first half uses text and graphics to highlight important and useful findings. An appendix follows with comparative tables that display the percentage distribution of responses to every question for each of the four Panel groups.

Response rates for this survey are: members, 55%; elders, 65%; ordained ministers, 68%. Results are subject to sampling and other errors. As a general rule, differences of less than 6% are not statistically meaningful.

In this report, the term *median* refers to the middle number in an ordered distribution. For example, the median age for a group of people aged 12, 21, 28, 35, and 64 years would be 28 years. The term *average* refers to the mathematical average or *mean* of the values in a distribution; in the example, the average (or mean) age would be calculated as:  $(12+21+28+35+64)/5$ , or 32 years.

**Suggested Citation:** Research Services, Presbyterian Church (U.S.A.). *Books, Reading, and Study Resources: Report of the February 1998 Presbyterian Panel Survey*. Louisville, KY, 1998.

**Author Note:** John P. Marcum, Administrator of the Presbyterian Panel, wrote this report and was assisted in this study by the other staff members of the office of Research Services.

**Staff of Research Services:** Keith Wulff, Coordinator; Louella Aker; Deborah Bruce; Charlene Briggs; John Marcum; Amy Noh; Ida Smith-Williams; Cynthia Woolever.

**Sponsor:** The Presbyterian Publishing Corporation, Inc., requested this survey. For more information on PPC and Westminster John Knox Press, contact Richard Brown at 502-569-5022.

**Additional Copies:** Additional copies of this *Report* may be purchased for \$5 from PDS—call 1-800-524-2612 and request item number 70360-98255. Copies of a four-page *Summary* of results are available for \$1.25 each directly from Research Services. Call for information on quantity discounts (800-469-6390).

**Panel on the Web:** A catalogue of Panel topics, and *Summaries* of recent surveys, are available on-line at the Presbyterian Church (U.S.A.) web site: <<http://www.pcusa.org>>. Use the pull-down quick menu to select *Presbyterian Panel*. Or select *Research Services* to learn more about our work.

**Panel by Fax:** *Summaries* of recent surveys are also available through PresbyFax, the denomination's fax-on-demand service. Call 502-569-8850 from your fax machine and listen to the menu.

**Panel Data Sets:** Panel data sets may be accessed for further research through the American Religion Data Archive at Purdue University. Contact them at 765-494-0081 (phone) or 765-496-1476 (fax), or visit their Web site: <[www.arda.tm](http://www.arda.tm)>.

## HIGHLIGHTS

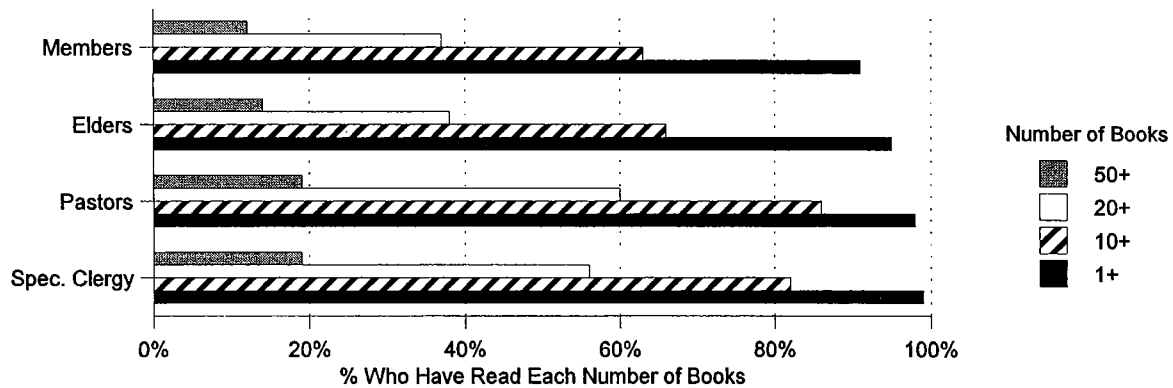
- ✓ Most Presbyterians read a lot of books in the year prior to the survey. The median number read, by sample, was 12 for members and elders, and 20 for pastors and specialized clergy.
- ✓ A third (or more) of panelists in every sample report that in the prior year they read *many* or *several* “best-selling novels.”
- ✓ Around one half of panelists visit a general-purpose bookstore at least monthly. Considerably fewer visit Cokesbury or other religious bookstores with such frequency, especially among laity.
- ✓ Women read many more books than men on average.
- ✓ Around two-thirds of clergy and one-third of laity have read *many* or *several* books on “Bible study”; “devotions, prayers, inspiration”; and “spiritual growth” in the last year.
- ✓ When they read the Bible, the majority of pastors and other clergy use the New Revised Standard Version. Members and elders are more divided; around one quarter use the New International Version, and another quarter, either the New Revised Standard Version or the Revised Standard Version.
- ✓ Few members or elders regularly read any national Presbyterian publication. Majorities of pastors regularly read *Presbyterians Today*, *Presbyterian Outlook*, and their synod’s newsletter.
- ✓ Few members and elders ever read the non-denominational periodicals *Christian Century* and *Christianity Today*, compared to about one-half of ministers who read one or the other at least occasionally.
- ✓ Relatively few members or elders are familiar with the Presbyterian Publishing Corporation, Westminster John Knox Press, or Geneva Press, or know that these entities are part of the Presbyterian Church (U.S.A.).
- ✓ Ads for Westminster John Knox Press or Geneva Press were seen most often by clergy in *Presbyterian Outlook* and *Presbyterians Today*.
- ✓ A third of pastors live within an hour’s drive of a Cokesbury bookstore. A large majority of all pastors (80%) regularly review Cokesbury catalogs.
- ✓ The vast majority of Presbyterians are familiar with *The Presbyterian Hymnal*, and most of them rate it as *excellent* or *good*.
- ✓ Most pastors are familiar with *The Book of Common Worship* and *The Interpretation Bible Commentaries*, and most rate each as *excellent* or *good*.
- ✓ Two-thirds of members, three-fourths of elders, and nine in ten pastors and other clergy use a computer at least occasionally. Computer use is related negatively to age, and positively to education.
- ✓ A large minority of members (43%) and a majority of elders (58%) participated in one or more study groups at their church in the past year.
- ✓ Study groups are found in congregations of all sizes, but are more likely to be found in larger congregations.
- ✓ A typical study group meets at the church on a weekday and uses one or more books, often the Bible or a Bible study guide. Participation rates are greater among pastors than elders, and greater among elders than members.

## BOOKS AND BOOKSTORES

### Books Read

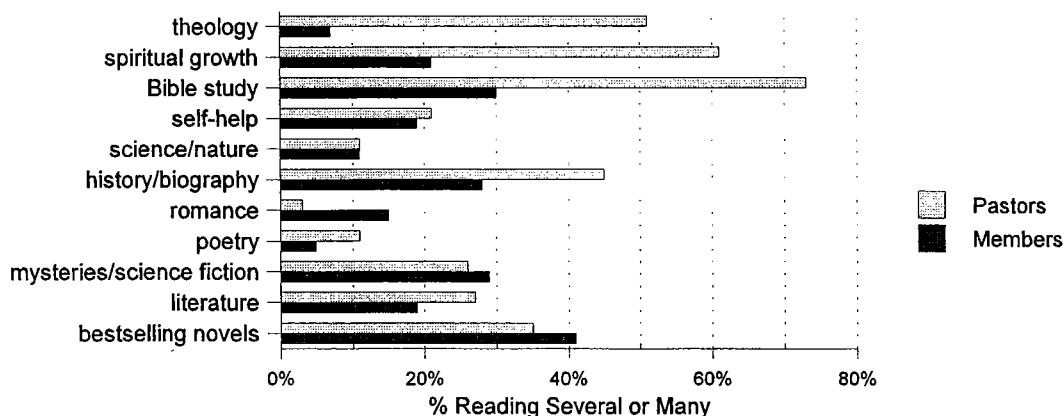
- ✓ In the last year, the *median* number of books read by Presbyterians was 12 for members and elders, and 20 for pastors and specialized clergy. The *mean* number of books read over the prior year was 23 for members, 24 for elders, 33 for pastors, and 29 for specialized clergy.
- ✓ Only a small number—9% of members, 5% of elders, 2% of pastors, and 1% of specialized clergy—report that they read no books in the prior year.

**Figure 1**  
Percent of Presbyterians Who Have Read 50+, 20+, 10+, and 1+ Books in Previous Year



- ✓ A third (or more) of panelists in every sample report that in the prior year they read *many* or *several* “best-selling novels.”
- ✓ Around three in four panelists in every sample report that their prior year’s reading included at least *a few* “best-selling novels” and at least *a few* works on “history, current events, biography.”
- ✓ Almost all pastors and specialized clergy have read at least *a few* books on faith-related topics in the last year. A majority have read *many* or *several*. For example, 73% of pastors have read *many* or *several* books on “Bible study,” and 61% have read *many* or *several* on “spiritual growth.”
- ✓ Lay Presbyterians on average read a few more romance novels than pastors and other clergy, while pastors and specialized clergy read more literature, poetry, and history and biography.

**Figure 2**  
Presbyterians Read a Variety of Books



## BOOKS AND BOOKSTORES

### Do People Who Read Novels Also Read Nonfiction?

The answer is “yes.” Of elders who read *many* novels in the last year, 83% also read at least *a few* books on “history, current events, biography.” But the rate varies by topic. For example, only 41% of elders who read *many* novels also read at least *a few* works on “science, nature.” And few elders read *many* novels *and many* books of any particular type of non-fiction—for example, only 16% of elders who read *many* novels also had read *many* books on “history, current events, biography,” and only 4% of elders who read *many* novels also had read *many* books on “science, nature.”

**Table 1**  
**What Elders Who Read Many Novels Also Read**

Type of Book	Of Elders Who Read <i>Many</i> “Best-Selling Novels” in Past Year (N = 135), % Who Read Particular Numbers of Other Types of Books				Total
	Many	Several	A Few	None	
<b>Fiction:</b>					
literature . . . . .	22%	20%	38%	20%	100%
poetry . . . . .	5%	6%	27%	62%	100%
religious fiction . . . . .	6%	10%	32%	52%	100%
romance novels . . . . .	8%	8%	26%	57%	99%
<b>Non-fiction:</b>					
history, current events, biography . . . . .	17%	25%	41%	17%	100%
science, nature . . . . .	4%	9%	28%	59%	100%
Bible study . . . . .	13%	23%	36%	28%	100%
devotions, prayers, inspiration . . . . .	11%	19%	49%	21%	100%
spiritual growth, faith development . . . . .	7%	18%	39%	36%	100%
theology, philosophy . . . . .	1%	3%	24%	72%	100%

### **Bookstore Visits**

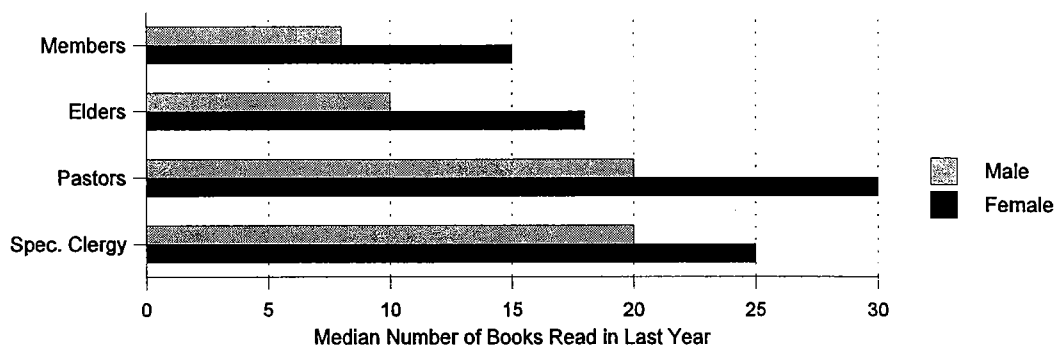
- ✓ Almost all members (91%), elders (94%), pastors (98%), and specialized clergy (97%) report one or more visits to a “general-purpose retail bookstore” in the year prior to the survey. Few made such visits as often as weekly (members, 2%; pastors, 5%), but a third of members (33%), four in ten elders (41%), and majorities of pastors (52%) and specialized clergy (54%) report frequenting such bookstores *once a month or more*.
- ✓ A majority in all samples report that they have visited a religious bookstore in the last year. However, fewer than one in ten members report that they visit a religious bookstore (Cokesbury or other) *once a month or more*. About one-quarter of pastors visit a religious bookstore at least once a month; only one in 20 *never* visit such stores.
- ✓ Panelists who visit bookstores more frequently also read more books, on average. Among elders, those who had *never* visited a general-purpose bookstore in the past year read an average of 19 books during that time, and those who visited only *once or twice* read an average of 17 books. Elders who visited a bookstore *once a month* read an average of 29 books, and those who visited *2-3 times a month or more* averaged reading 39 books. A similar pattern is found in the other Panel samples.

## BOOKS AND BOOKSTORES

### Gender, Education and Reading

Two demographic characteristics—gender and education—are each associated with how many books panelists report reading in the prior year. Gender has a particularly strong impact. Women read many more books on average than do men—almost twice as many among members and elders (see Figure 3).

**Figure 3**  
**Gender and Number of Books Read by Presbyterians**



Presbyterians with more years of formal education tend to read more books, but the differences are not large. Among members, those with a graduate degree read 15 books on average (median) in the prior year; those with some postgraduate study, but no degree, 12. Members whose formal education stopped after getting their college degree average 11 books read in the prior year, while those with some college, but no degree, average 10. Persons who stopped after high school graduation average 11 books.

Education is also related to the *types* of books that panelists read extensively, as Table 2 shows in detail. Poetry, for example, is read by more members with graduate degrees than by members with fewer years of schooling. Romance novels show just the opposite pattern, with highest reading rates among members whose formal educations stopped with the high school diploma. Interestingly, members with relatively less education are more likely to read books on such faith-related topics as Bible study, devotions, and spiritual growth. Only when the faith-related topic is “theology, philosophy” is this pattern reversed.

**Table 2**  
**Education and Types of Books Read: Members' Responses**

Topic Area	% Who Read Many or Several Books on Each Topic in Last Year			
	High School	Some College	College Graduate	Graduate Degree
fiction . . . . .	36%	40%	44%	40%
literature . . . . .	12%	16%	14%	27%
mysteries/sci-fiction . . . . .	27%	29%	22%	35%
poetry . . . . .	2%	2%	5%	6%
religious fiction . . . . .	12%	12%	8%	7%
romances . . . . .	20%	14%	11%	11%
history/biography . . . . .	27%	23%	18%	36%
science/nature . . . . .	4%	11%	17%	18%
Bible study . . . . .	37%	37%	19%	25%
devotions/prayers . . . . .	36%	38%	19%	23%
spiritual growth . . . . .	28%	23%	15%	20%
theology/philosophy . . . . .	4%	6%	4%	8%

# RELIGIOUS READING

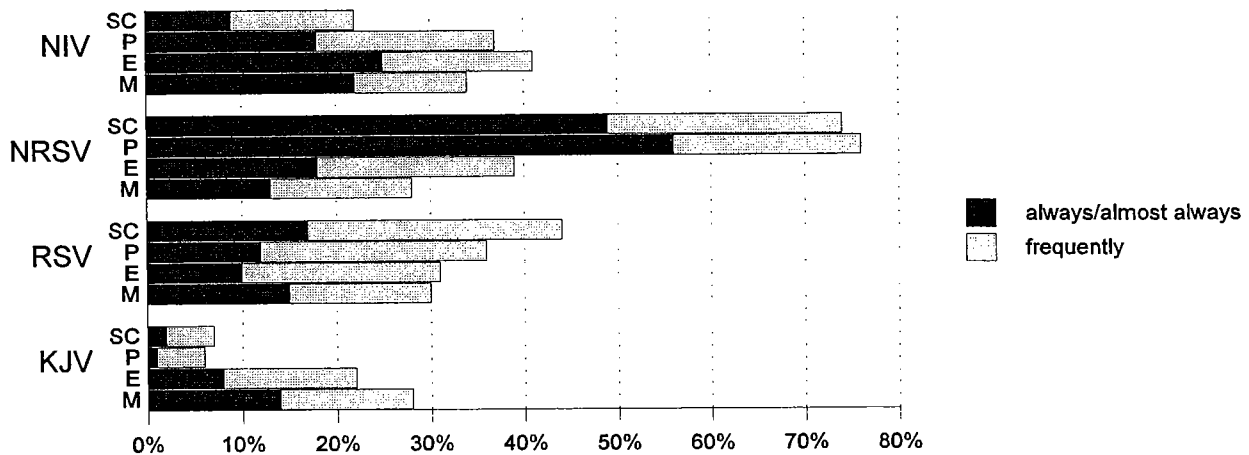
## Religious Books

- ✓ Majorities of pastors report that in the last year they read *many* or *several* books in the areas of “Bible study” (73%), “spiritual growth” (61%), “devotions, prayers” (59%), and “theology” (51%). Among specialized clergy, the combined *many* and *several* percentages for these topics are 46%, 38%, 35%, and 41%, respectively.
- ✓ Majorities of both members (74%) and elders (67%) respond *none* when asked about their previous year’s book reading in the area of “theology, philosophy.” Lay Presbyterians are more likely to read other types of religious books. In the last year, 30% of members and 34% of elders read *many* or *several* books on “Bible study.” Over the same period, 30% of both groups also read *many* or *several* books on “devotions, prayer,” and 21% and 22%, respectively, read *many* or *several* books on “spiritual growth.”
- ✓ Majorities of panelists in each sample respond *none* when asked about the number of “religious fiction” books they have read in the past year (e.g., members, 69%; pastors, 62%). Only 10% of members and pastors, 8% of elders, and 6% of specialized clergy report having read *many* or *several* such books.

## The Bible

- ✓ The majority of pastors (56%) choose the New Revised Standard Version (NRSV) *always/almost always* when they read the Bible. Another 12% *always/almost always* read the Revised Standard Version (RSV), and 18% *always/almost always* read the New International Version (NIV).
- ✓ Members and elders are more divided than clergy over their preferred Bible translations. No more than a quarter of either sample list a particular translation as the one they read *always/almost always*. At the top is the NIV, read *always/almost always* by 22% of members and 25% of elders. Combined, about as many read the NRSV *always/almost always* (13% and 18%, respectively) or the RSV (15% and 10%). Also, 14% of members (but only 8% of elders) *always/almost always* read the King James Version.

**Figure 4**  
**NRSV Most Popular Bible Translation**



## Presbyterian Periodicals

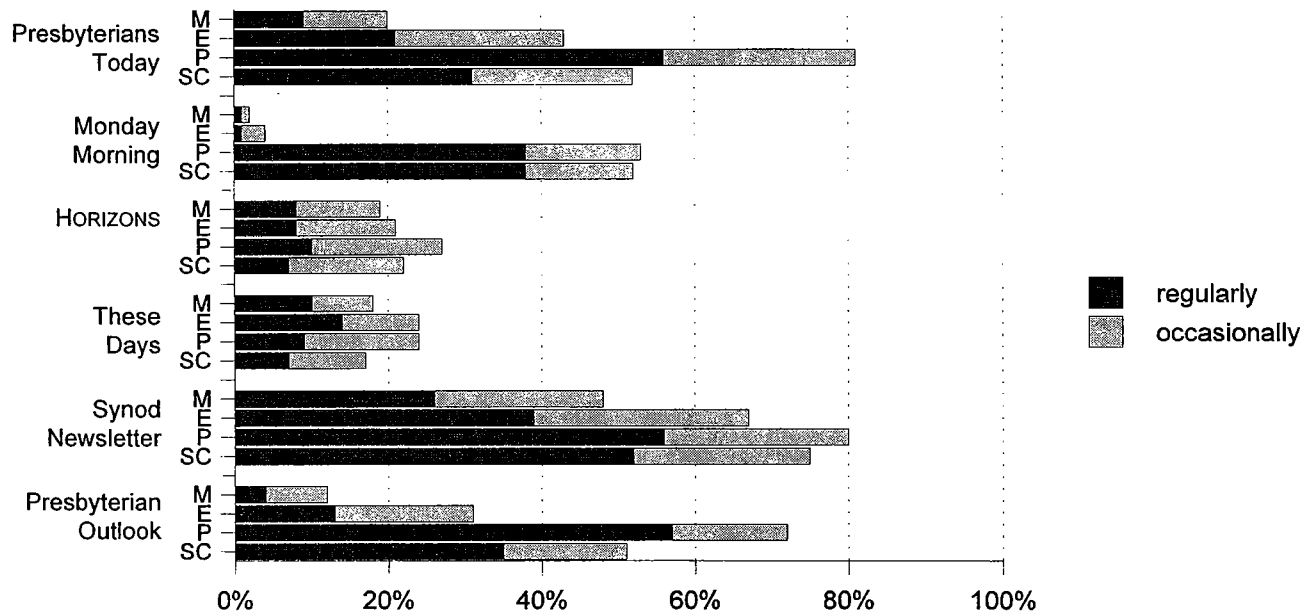
- ✓ About one-half of members (48%) and two-thirds of elders (67%) read their synod’s newsletter at least *occasionally*. A majority of both pastors (56%) and specialized clergy (52%) report reading their synod’s newsletter *regularly*.



## RELIGIOUS READING

- ✓ Relatively few members and elders *regularly* read any of the national PCUSA periodicals listed on the survey. *HORIZONS*, *Presbyterians Today*, and *These Days* are each read *regularly* by around one in ten members. The regular readership of *HORIZONS* and *These Days* is similarly low among elders, but more elders than members regularly read *Presbyterians Today* (21% vs. 9%).
- ✓ More than a third of pastors (38%) and specialized clergy (38%) *regularly* read *Monday Morning*. Almost no members (1%) or elders (1%) *regularly* read *Monday Morning*.
- ✓ Many pastors and specialized clergy read the independent periodical *Presbyterian Outlook* either *regularly* (57% and 35%, respectively) or *occasionally* (15%, 16%).
- ✓ *Presbyterians Today* and *Presbyterian Outlook* share a similar number of pastors as regular readers: 56% of pastors *regularly* read *Presbyterians Today*, while 57% *regularly* read *Presbyterian Outlook*.

**Figure 5**  
**How Often do Presbyterians Read Presbyterian Periodicals?**



### Other Religious Periodicals

- ✓ Few lay Presbyterians read either of two widely-circulated non-denominational magazines, *Christianity Today* and *Christian Century*. 94% of both members and elders report that they *never* read *Christian Century*, and 81% of members and 77% of elders report that they *never* read *Christianity Today*.
- ✓ A quarter of pastors (25%) and a fifth of specialized clergy (20%) *regularly* read *Christian Century*, while almost one-half of both groups (47% and 48%, respectively) *never* read this periodical. One in six pastors (16%) and one in 17 specialized clergy (6%) *regularly* read *Christianity Today*, while 48% and 60%, respectively, *never* read it.
- ✓ More pastors *regularly* read *Interpretation* (14%) and *Theology Today* (11%) than read *Christian Ministry* (6%).

## RELIGIOUS READING

- ✓ Older pastors are more likely than younger pastors to ever read most of the church-oriented periodicals listed on the Panel survey. However, a focus only on regular readers shows a more complex pattern, with some periodicals doing relatively better among older pastors and others doing relatively better among younger pastors (see Table 3).

**Table 3**  
**Pastors who are Regular Readers of Church Periodicals by Age Groups**

Periodical	% Who Read Each Periodical <i>Regularly</i> by Age Group			
	<40	40-49	50-59	60+
<i>Christian Century</i> .....	22%	25%	26%	28%
<i>Christian Ministry</i> .....	5%	5%	8%	8%
<i>Christianity Today</i> .....	16%	15%	17%	18%
<i>Interpretation</i> .....	20%	13%	14%	14%
<i>HORIZONS</i> .....	7%	7%	12%	19%
Synod newsletter .....	51%	50%	59%	70%
<i>Presbyterian Outlook</i> .....	56%	57%	60%	55%
<i>Presbyterians Today</i> .....	50%	54%	63%	56%
<i>Monday Morning</i> .....	25%	33%	45%	55%
<i>Theology Today</i> .....	15%	9%	8%	19%
<i>These Days</i> .....	7%	6%	10%	17%

### Other Magazines and Periodicals

- ✓ Home magazines, such as *House Beautiful* and *Martha Stewart's Living*, are read *regularly* or *occasionally* by almost one-half of members (46%) and elders (44%), by 20% of pastors, and by 25% of specialized clergy. Majorities of both pastors and specialized clergy *never* read such periodicals.
- ✓ A third of members (34%) and elders (38%) *regularly* or *occasionally* read such business periodicals as *Business Week* and *Forbes*. The combined *regular* and *occasional* readership among pastors (20%) and specialized clergy (26%) is somewhat lower.
- ✓ Presbyterians who *regularly* or *occasionally* read *The New York Review of Books* or *The New York Times Book Review* include 14% of members, 16% of elders, 24% of pastors, and 17% of specialized clergy.

### Cokesbury

- ✓ A third of pastors (34%) report that they live within an hour's drive of a Cokesbury Bookstore. Another third (31%) live 1-2 hours distant.
- ✓ Most members (73%) and elders (66%) *don't know* how far they live from the nearest Cokesbury Bookstore. Only 13% of pastors and 21% of specialized clergy *don't know*.
- ✓ Among members who know how far they live from a Cokesbury store, 47% of those who live within an hour's drive have visited the store at least once in the last year, but only 29% of those who live three or more hours away have visited the store in the past year.

## RELIGIOUS READING

- ✓ Among specialized clergy, 83% of those who live within an hour's drive of a Cokesbury store have visited it in the last year, compared to 52% of those who live *1-2 hours away* and 36% of those who live *3 or more hours away*. Of specialized clergy who live 3 or more hours from the nearest Cokesbury, only one individual had visited the store as often as once a month; six of those who live 1-2 hours distant and 18 who live *less than an hour away* visited the store that frequently.
- ✓ Most ministers (80% of pastors, 59% of specialized clergy), but few lay Presbyterians (5% of members, 8% of elders), *regularly* "review Cokesbury catalogs."
- ✓ Pastors and other clergy who have visited a Cokesbury store in the last year are more likely to "regularly review Cokesbury catalogs." The relation is particularly apparent among specialized clergy: while 51% of those who have *never* visited a Cokesbury store in the past year have "regularly reviewed" the Cokesbury catalog, 63% of specialized clergy who have visited a Cokesbury store a few times have reviewed the catalog regularly, as have 87% of those who have visited such a store *once a month* and 100% of those who have visited *2-3 times a month or more*.

### Other Religious Bookstores

- ✓ A majority of members (63%), elders (73%), pastors (90%), and specialized clergy (79%) visited a religious bookstore other than Cokesbury in the year prior to the survey. Most of these panelists, however, visited such stores only *once or twice* or *a few times*. Overall, 3% of members, 2% of elders, 7% of pastors, and 3% of specialized clergy report visiting such bookstores *2-3 times a month* or more.

**Table 4**  
**Panelists Who Have Visited Religious Bookstores in the Past Year, by Type of Bookstore**

	Members	Elders	Pastors	Specialized Clergy
Visited Cokesbury only .....	2%	9%	5%	6%
Visited other religious bookstore only .....	51%	67%	35%	33%
Visited both .....	10%	18%	55%	46%
Visited neither .....	36%	26%	5%	14%
Total .....	99%	100%	100%	99%

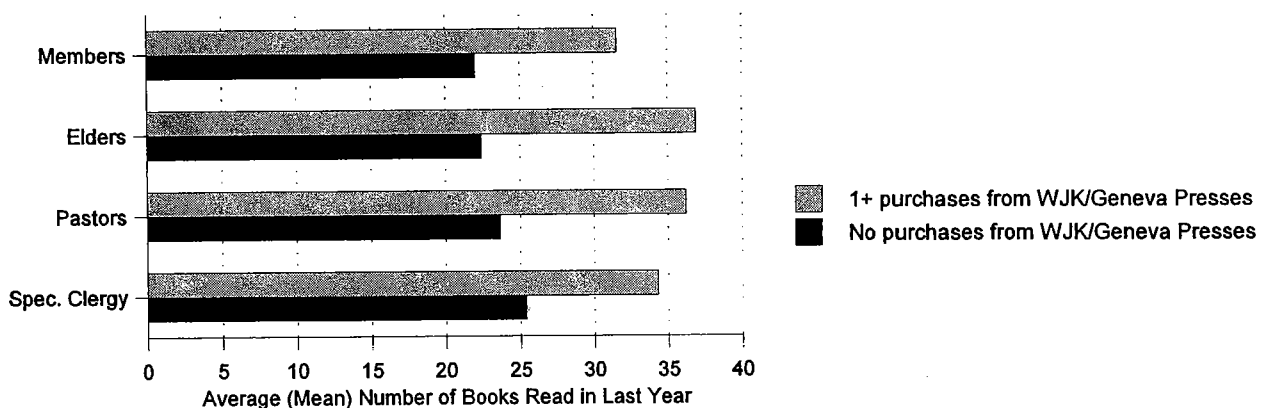
## AWARENESS OF PPC AND ITS RESOURCES

### Presbyterian Publishing Corporation

- ✓ More than a third of members and a majority of elders have some degree of familiarity with the Presbyterian Publishing Corporation (PPC), including 15% and 23%, respectively, who are either *very familiar* or *generally familiar*.
- ✓ While relatively few members are familiar with PPC, those who express familiarity read more books:
  - members *very familiar* with PPC report reading an average (mean) of 39 books in the prior year
  - members *generally familiar* with PPC report reading an average (mean) of 26 books in the prior year
  - members *slightly familiar* or *not at all familiar* with PPC report reading an average (mean) of 22 books in the prior year

A similar pattern is found in the other Panel samples.
- ✓ Most pastors (84%) and specialized clergy (69%) report that they are either *very familiar* or *generally familiar* with PPC.
- ✓ A third of members (32%) and one-half of elders (49%)—but 94% of pastors and 89% of specialized clergy—are aware that the Presbyterian Publishing Corporation is an “official entity of the Presbyterian Church (U.S.A.).” Similar percentages are aware that Westminster John Knox Press is an “official entity of the PCUSA.” Somewhat fewer Presbyterians—15% of members, 17% of elders, 52% of pastors, and 45% of specialized clergy—are aware that another imprint, Geneva Press, is also an “official entity of the PCUSA.”
- ✓ Panelists who purchased a book or software from Westminster John Knox Press or Geneva Press in the past year read more books overall during that year. Among members, the average was 32 books read for those who had purchased one or more book from these presses, compared to 22 for those who had not (the average was 25 books for those who responded *not sure*). (See Figure 6.)

**Figure 6**  
**Panelists Who Buy from WJK/Geneva Presses Read More Books**



## AWARENESS OF PPC AND ITS RESOURCES

### What Periodicals Do WJK/Geneva Press Buyers Read?

Seven in every ten pastors report the purchase of a book, hymnal, software, or other product from either Westminster John Knox Press or Geneva Press in the prior year. Table 5 shows how regularly these buyers read various periodicals (and types of periodicals).

**Table 5**  
**Periodical Reading Patterns of Pastors Who Made a Purchase from WJK or Geneva Press in the Past Year (n = 605)**

	<u>How Often Read Each Periodical</u>			Total
	Regularly	Occasionally/ Rarely	Never	
<i>Christian Century</i> .....	30%	30%	40%	100%
<i>Christian Ministry</i> .....	8%	20%	72%	100%
<i>Christianity Today</i> .....	13%	37%	50%	100%
<i>Interpretation</i> .....	19%	38%	43%	100%
<i>HORIZONS</i> .....	13%	45%	42%	100%
Synod newsletter .....	60%	34%	6%	100%
<i>Presbyterian Outlook</i> .....	63%	28%	9%	100%
<i>Presbyterians Today</i> .....	60%	33%	6%	99%
<i>Monday Morning</i> .....	39%	30%	31%	100%
<i>Theology Today</i> .....	13%	33%	54%	100%
<i>These Days</i> .....	9%	42%	48%	99%
<i>New York Review of Books</i> or <i>New York Times Book Review</i> ....	12%	29%	58%	100%
Home magazines (e.g., <i>House Beautiful</i> , <i>Southern Living</i> ) .....	12%	26%	62%	100%
Business magazines (e.g., <i>Business Week</i> , <i>Forbes</i> ) .....	6%	38%	55%	100%
Women's magazines (e.g., <i>Redbook</i> , <i>Glamour</i> ) .....	2%	20%	78%	100%
Professional journals .....	66%	32%	3%	101%
Hobby or leisure magazines .....	27%	59%	13%	99%

- ✓ Few members (5%) and elders (10%), but most pastors (80%) and specialized clergy (69%), “recall seeing any advertisements for WJK or Geneva Press” in the last year. Among the two clergy samples, such ads were most commonly seen in *Presbyterian Outlook* and *Presbyterians Today*, as well as in advertising flyers. (See Table 6.)

**Table 6**  
**Where Ministers Saw Ads for WJK or Geneva Presses**

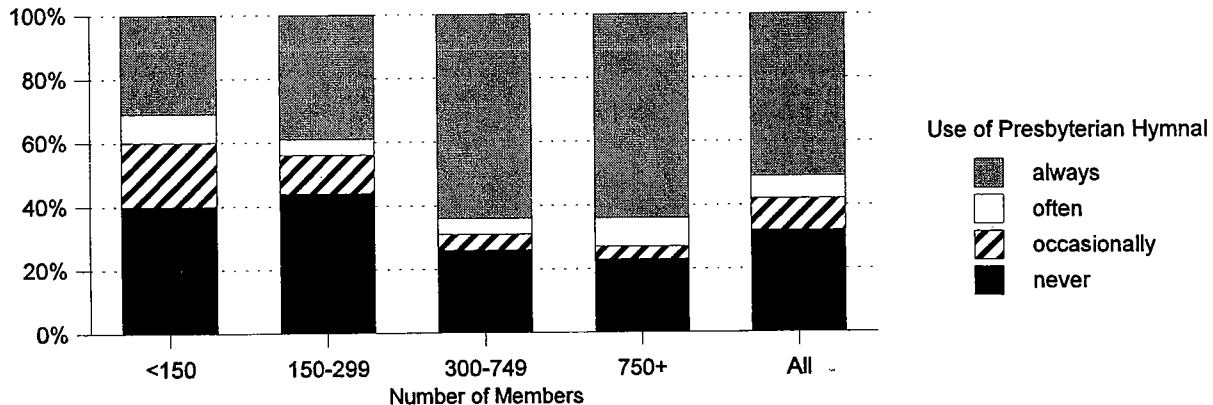
Publication	<u>Of Those Who Saw Any Ads, The % Who Saw Ads in Each Publication:</u>	
	Pastors (n = 688)	Specialized Clergy (n = 266)
<i>Presbyterian Outlook</i> .....	36%	29%
<i>Presbyterians Today</i> .....	28%	21%
mailings/flyers .....	25%	25%
<i>Christian Century</i> .....	13%	13%
<i>Monday Morning</i> .....	10%	14%

## AWARENESS OF PPC AND ITS RESOURCES

### The Presbyterian Hymnal

- ✓ Majorities in every sample, ranging from 60% of members to 72% of pastors, rate *The Presbyterian Hymnal* as either *excellent* or *good*. Only a few panelists—7% of pastors, 5% of members and elders, 2% of specialized clergy—rate the hymnal as *poor*.
- ✓ A majority of the congregations represented by panelists *always* use *The Presbyterian Hymnal* in worship, including 59% of those represented by members and 51% of those represented by pastors. Another 7% (pastors) to 11% (members and specialized clergy) *often* use *The Presbyterian Hymnal* in worship. A third of pastors (32%) report that their congregations *never* use this hymnal in worship.
- ✓ Use of *The Presbyterian Hymnal* varies by congregation size, with larger-membership congregations more likely to use it *always* in worship.

**Figure 7**  
**Membership Size and Frequency of Using the Presbyterian Hymnal**  
**(Pastors' Responses)**



### Other PPC Resources

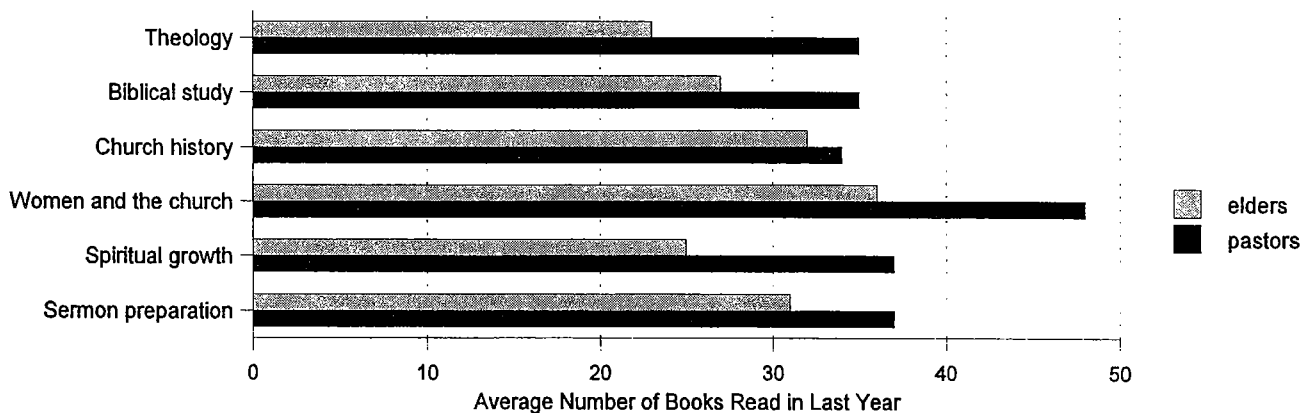
- ✓ Except for *The Presbyterian Hymnal*, most PPC publications are unfamiliar to members and elders. The small percentages who do offer opinions generally rate each publication favorably, however. For example, while 77% of members have *no opinion* on *The Book of Common Worship*, of the remaining 23% almost all (83%, or 19% of all members) rate it as *excellent* or *good*.
- ✓ Among pastors, the percentages who rate each of the follow publications as *excellent* or *good* include (percent *no opinion* in parentheses):
  - *The Book of Common Worship*, 72% (4%);
  - *The Interpretation Bible Commentaries*, 66% (21%);
  - *The New Interpreter's Bible*, 41% (50%);
  - *The Daily Bible Study*, 30% (59%);
  - *The Westminster Bible Companion series*, 26% (63%).

## STUDY AND RESOURCE INTERESTS

### Interest Areas for Further Reading

- ✓ When asked about their interest in reading more on “various church and ministry-related” topics, in each sample the most interest (indicated by a response of *very interested*) is expressed for “Biblical study” (members, 31%; pastors, 64%) and for “spiritual growth and development” (members, 31%; pastors, 55%). Interest is also relatively high for reading more on “Biblical perspectives on current issues,” with 23% of members, 25% of elders, 47% of specialized clergy, and 53% of pastors responding *very interested* to further reading on this topic.
- ✓ 32% of pastors are *very interested* and 37% are *somewhat interested* in further reading on the topic of “sermon construction and preparation.” A total of almost one-third of pastors are either *not very interested* (24%) or *not at all interested* (7%). 45% of specialized clergy are either *very interested* or *somewhat interested*.
- ✓ In general, more pastors and other clergy than members and elders express interest in further reading on various “church and ministry-related topics,” with two exceptions. Both lay and clerical Presbyterians express similar levels of interest in further reading about “women and the church” (11% of members and 10% of pastors respond *very interested*) and about “personal growth and development focused on aging” (members, 14%; pastors, 11%).
- ✓ Few panelists report an interest in reading more on “feminist theology.” Majorities in all samples (89% of elders, 87% of members, 73% of pastors, and 60% of specialized clergy) report themselves either *not very interested* or *not at all interested* in further reading in this area. (However, 15% of specialized clergy are *very interested* in further reading on “feminist theology.”)
- ✓ Few panelists (5% of members and elders, 14% of pastors) believe that there are “areas of interest or concern *to the church in general* that are not adequately covered by publications currently available.” Similarly, few panelists (4% of members and elders, 14% of pastors) note “areas of interest or concern *to you personally* that are not adequately covered by publications currently available.”
- ✓ In general, within Panel samples, the number of books read during the last year does not vary much by interest areas for future reading, as Figure 8 shows for elders and pastors. The one exception is for the topic “women and the church”: panelists who are *very interested* in reading more on this topic read more books, on average, in the last year than did panelists *very interested* in any other faith- or church-related topic.

**Figure 8**  
Average Number of Books Read in Last Year by Panelists "Very Interested" in Reading More on Selected Church/Ministry Topics



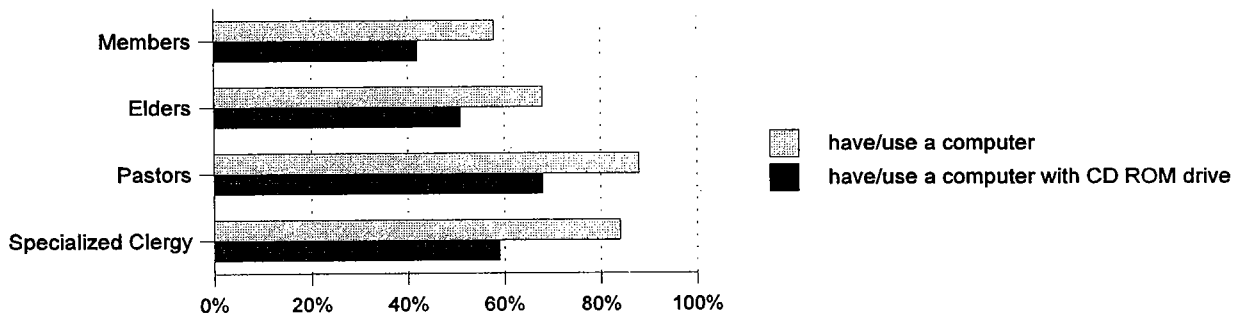
## STUDY AND RESOURCE INTERESTS

### Computers & Resources

- ✓ More than one-third of members (35%), a fourth of elders (27%), 8% of pastors, and 12% of specialized clergy *never use* a computer.

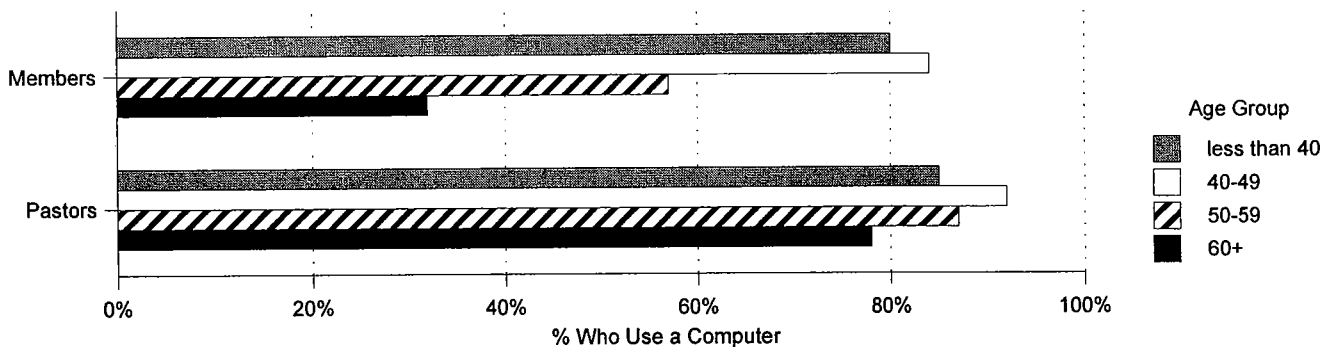
Figure 9

#### More Pastors and Specialized Clergy Have or Use Computers Than do Members and Elders



- ✓ Among panelists with computers, roughly one-half in every sample have a “IBM-compatible PC with a Pentium chip.” Around three in every four have a “CD-ROM drive.”
- ✓ Computer use is related to age, especially among the laity (see Figure 10).

Figure 10  
Computer Use and Age



- ✓ Computer use is also related to education. For example, among members, 34% of high school graduates, 51% of those with some college, 68% of college graduates, and 78% of those with a graduate degree report that they use a computer.
- ✓ 17% of members, 19% of elders, 41% of pastors, and 32% of specialized clergy are either *interested* or *very interested* in having “a CD-ROM containing the *Interpretation Bible* commentaries as a searchable infobase.” On average, pastors and specialized clergy would be willing to pay \$200-\$299 for this resource.
- ✓ Among specialized clergy, the percentage who are *interested* or *very interested* in “purchasing each of the following reference volumes on CD-ROM” is:
  - *The Westminster Dictionary of Christian Ethics*, 30%;
  - *The Westminster Dictionary of Christian Spirituality*, 32%;
  - *The Westminster Dictionary of Christian Theology*, 36%;
  - *The Westminster Dictionary of Theological Terms*, 37%;
  - *The Daily Study Bible*, 21%.



## STUDY AND RESOURCE INTERESTS

### Church Study Groups

- ✓ Eight in ten panelists report that their church had one or more study groups during the last year, with most of these congregations—around nine in every ten (or, seven in ten overall)—having at least two such groups. According to elders, 17% of their congregations had *ten or more* study groups in the prior year, 19% had *five to nine* groups, 40% had *two to four* groups, 7% had *one* group, and 17% had *no* study groups.
- ✓ The number of study groups per congregation, according to pastors' reports, varies from none (21%) to more than 100 (reported by two congregations). The median number per congregation is two groups.
- ✓ The smallest congregations are the most likely to report *no* study groups over the past year. Only a little more than one-half (55%) of congregations with 149 or fewer members reported having one or more such groups, compared to 76% of congregations with 150-299 members, 81% of congregations with 300-749 members, and 88% of congregations with 750 or more members.
- ✓ Majorities of pastors (83%) and elders (58%), one half of specialized clergy (50%), and 43% of members report participation in a "church-related study group" in the prior year.
- ✓ Of members and elders who participated in a church study group in the last year, around one in three took part in *one* group; another third took part in *two* groups; and the remaining third in *three or more* groups. Among pastors, the rates are somewhat higher on average, with the majority (57%) taking part in *three or more* groups.
- ✓ *Bible study* is by far the most frequent subject matter for church study groups, being listed by 78% of participating members, 76% of participating elders, 86% of participating pastors, and 64% of participating specialized clergy. Other relative popular topics include *faith development* (mentioned by 32% of participating members and 52% of participating pastors), *prayer* (31% and 37%, respectively), and *contemporary social issues* (19%, 29%). In addition, 57% of members and 51% of elders mentioned participation in a *women's* or *men's* group.
- ✓ Among group participants, 80% of members and 89% of pastors report that at least one of their groups met at the church. Sizable numbers of participating panelists (48% of members, 40% of elders, 41% of pastors, and 28% of specialized clergy) also report being part of a group that met either *at a member's house* or *at the pastor's house*.
- ✓ Church study groups primarily meet during the week. More than one-half of participants report group meetings *during the evening on a weekday*, including 52% of members and 54% of elders, and similar percentages (members, 47%; elders, 42%) report group meetings *during the day on a weekday*.
- ✓ Most church study group participants report that their groups use one or more books "as part of the study process," ranging from 68% of participating specialized clergy to 79% of participating members. In a majority of these groups, the book or books include the Bible and/or a Bible study guide. Among panelists in groups that used one or more books, 30% of members, 19% of elders, and 9% of pastors specifically mention the *HORIZONS Bible Study*.
- ✓ According to participating members, in their study groups the choice or recommendation of which book(s) to read was made by a pastor 40% of the time, by a church member 32% of the time, and by a Christian educator 20% of the time.
- ✓ Member participation in study groups is *not* related to level of formal education. Members who received a high school diploma have participation rates (40%) not much different from those who graduated college (45%) or obtained a graduate degree (43%).

BOOKS, READING, AND STUDY RESOURCES—FEBRUARY 1998

Appendix

	Members	Elders	Ministers
Number of surveys mailed .....	1297	1284	1848
Number of surveys returned .....	709	830	1252 *
Percent of surveys returned .....	55%	65%	68%
* 861 pastors; 391 specialized clergy			

Q-1. Of the books you have read or listened to on tape in the last year, how many (if any) were in each of the following categories?

	Members	Elders	Pastors	Specialized Clergy
<b>Fiction and literature:</b>				
a. best selling novels, other recent novels				
many .....	17%	17%	14%	14%
several .....	23%	24%	21%	24%
a few .....	33%	31%	39%	36%
none .....	26%	27%	27%	27%
b. literature				
many .....	7%	6%	7%	8%
several .....	13%	12%	20%	28%
a few .....	34%	37%	47%	35%
none .....	47%	44%	26%	29%
c. mysteries/science fiction/westerns				
many .....	13%	11%	11%	10%
several .....	16%	16%	15%	19%
a few .....	20%	25%	22%	23%
none .....	50%	48%	52%	48%
d. poetry				
many .....	2%	1%	2%	1%
several .....	3%	4%	9%	7%
a few .....	25%	27%	39%	37%
none .....	70%	68%	50%	54%
e. religious fiction				
many .....	3%	2%	2%	1%
several .....	7%	6%	8%	5%
a few .....	21%	24%	28%	21%
none .....	69%	68%	62%	72%

\* = less than 0.5%; rounds to zero

— = zero (0.0); no cases in this category

+ = non-responses of 10% or more on this question (reported percentages for all questions omit non-responses)

n = number of respondents eligible to answer this question

◆ = percentages add to more than 100 because respondents could make more than one response

Q-1. Of the books you have read or listened to on tape in the last year, how many (if any) were in each of the following (cont) categories?

**Fiction and literature:**

f. romance novels	+	+		
many .....	6%	2%	1%	1%
several .....	9%	5%	2%	2%
a few .....	16%	19%	5%	9%
none .....	70%	74%	92%	88%

**Non-fiction:**

g. history, current events, biography	+			
many .....	7%	8%	14%	14%
several .....	21%	21%	30%	27%
a few .....	45%	46%	40%	42%
none .....	26%	25%	16%	16%

h. hobbies, crafts, sports	+	+		
many .....	4%	4%	4%	4%
several .....	14%	17%	14%	15%
a few .....	39%	36%	38%	30%
none .....	44%	42%	44%	51%

i. personal finances and investing	+	+		
many .....	2%	2%	2%	2%
several .....	8%	8%	6%	9%
a few .....	33%	34%	32%	29%
none .....	58%	55%	60%	59%

j. personal self-help, self-improvement, and well-being	+	+		
many .....	4%	3%	4%	5%
several .....	15%	12%	17%	12%
a few .....	39%	41%	41%	43%
none .....	42%	44%	37%	40%

k. science, nature	+	+		+
many .....	2%	3%	2%	4%
several .....	9%	8%	9%	10%
a few .....	26%	29%	34%	35%
none .....	62%	61%	55%	52%

l. travel	+	+		
many .....	3%	2%	2%	3%
several .....	10%	11%	10%	11%
a few .....	36%	41%	34%	39%
none .....	52%	46%	55%	46%

\* = less than 0.5%; rounds to zero

— = zero (0.0); no cases in this category

+ = non-responses of 10% or more on this question (reported percentages for all questions omit non-responses)

n = number of respondents eligible to answer this question

◆ = percentages add to more than 100 because respondents could make more than one response

Q-1. Of the books you have read or listened to on tape in the last year, how many (if any) were in each of the following (cont) categories?

**Non-fiction:**

m. Bible study	+			
many .....	11%	9%	33%	18%
several .....	19%	26%	40%	28%
a few .....	34%	38%	24%	35%
none .....	36%	27%	4%	19%
n. devotions, prayers, inspiration				
many .....	10%	8%	22%	12%
several .....	20%	22%	37%	23%
a few .....	37%	42%	34%	41%
none .....	33%	27%	7%	24%
o. spiritual growth, faith development	+	+		
many .....	6%	6%	25%	13%
several .....	15%	16%	36%	25%
a few .....	32%	40%	30%	36%
none .....	46%	37%	9%	25%
p. theology, philosophy	+	+		
many .....	3%	1%	20%	16%
several .....	4%	5%	31%	25%
a few .....	19%	27%	37%	39%
none .....	74%	67%	12%	20%
q. other religious topics (e.g., church history, comparative religion)				
many .....	2%	2%	13%	12%
several .....	5%	6%	25%	21%
a few .....	26%	30%	43%	39%
none .....	67%	62%	18%	28%

Q-2. Approximately how many total books (other than the Bible) did you read during the last year? (Write the number on the line to the right; if none, write 0 (zero).) (Include audio books in the total.)

no books read .....	9%	5%	2%	1%
1 - 4 books read .....	12%	12%	4%	6%
5 - 9 books read .....	16%	17%	9%	11%
10 - 19 books read .....	26%	28%	26%	25%
20 - 29 books read .....	16%	15%	23%	25%
30 - 49 books read .....	9%	10%	18%	13%
50 or more books read .....	12%	14%	19%	19%
median .....	12	12	20	20

\* = less than 0.5%; rounds to zero

— = zero (0.0); no cases in this category

+ = non-responses of 10% or more on this question (reported percentages for all questions omit non-responses)

n = number of respondents eligible to answer this question

◆ = percentages add to more than 100 because respondents could make more than one response

	Members	Elders	Pastors	Specialized Clergy
<b>Q-3. How familiar are you with the following entities:</b>				
<b>a. the Presbyterian Publishing Corporation, or PPC?</b>				
very familiar	3%	4%	36%	29%
generally familiar	12%	19%	48%	40%
slightly familiar	24%	36%	14%	22%
not familiar at all	61%	41%	3%	9%
<b>b. Westminster John Knox Press?</b>				
very familiar	3%	5%	40%	38%
generally familiar	16%	19%	48%	44%
slightly familiar	31%	41%	11%	16%
not familiar at all	50%	36%	1%	2%
<b>c. Geneva Press?</b>				
very familiar	2%	2%	19%	18%
generally familiar	10%	11%	39%	30%
slightly familiar	26%	34%	35%	38%
not familiar at all	62%	53%	8%	14%

**Q-4. Were you aware (prior to receiving this survey) that ...**

<b>a. the Presbyterian Publishing Corporation is an official entity of the Presbyterian Church (U.S.A.)?</b>				
no	68%	51%	6%	11%
yes	32%	49%	94%	89%
<b>b. Westminster John Knox Press is an official entity of the Presbyterian Church (U.S.A.)?</b>				
no	67%	58%	12%	14%
yes	33%	42%	88%	86%
<b>c. Geneva Press is an official entity of the Presbyterian Church (U.S.A.)?</b>				
no	85%	83%	48%	55%
yes	15%	17%	52%	45%

**Q-5. In the last year, have you purchased any books, hymnals, or software products that were published by Westminster John Knox Press (WJK) or Geneva Press?**

no	80%	75%	19%	38%
yes	6%	8%	71%	49%
not sure	14%	16%	10%	13%

**Q-6. In the last year, do you recall seeing any advertisements for WJK or Geneva Press?**

no	95%	90%	20%	31%
yes	5%	10%	80%	69%

\* = less than 0.5%; rounds to zero

— = zero (0.0); no cases in this category

+ = non-responses of 10% or more on this question (reported percentages for all questions omit non-responses)

n = number of respondents eligible to answer this question

◆ = percentages add to more than 100 because respondents could make more than one response

	Members	Elders	Pastors	Specialized Clergy
Q-6a. Indicate where you saw these ads, as best you can remember:				
	◆ n=34	◆ n=80	◆ n=688	◆ n=266
<i>Presbyterian Outlook</i> .....	22%	10%	36%	29%
<i>Presbyterians Today</i> .....	35%	36%	28%	21%
<i>Monday Morning</i> .....	—	2%	10%	14%
other than Presbyterian magazines or publications .....	13%	16%	11%	12%
catalog .....	4%	2%	10%	13%
mailings/flyers .....	9%	10%	25%	25%
<i>Christian Century</i> .....	4%	2%	13%	13%
<i>Christianity Today</i> .....	4%	2%	2%	—
other Presbyterian magazines .....	9%	10%	10%	8%
library .....	—	4%	—	1%
Cokesbury Bookstore .....	—	8%	4%	7%
other bookstore .....	—	—	1%	1%
Presbyterian Publishing Corporation/ Presbyterian Publishing House .....	—	—	*	1%
<i>Infopak</i> .....	—	—	3%	1%
all other .....	22%	14%	7%	6%

Q-7. How frequently (in the last year) have you personally visited ...

a. a Cokesbury Bookstore?

once a week .....	*	—	*	*
2-3 times a month .....	—	*	3%	3%
once a month .....	1%	1%	8%	4%
a few times .....	2%	7%	28%	22%
once or twice .....	10%	13%	22%	24%
never .....	87%	80%	40%	47%

b. other religious bookstores?

once a week .....	*	*	1%	1%
2-3 times a month .....	3%	2%	6%	2%
once a month .....	5%	7%	15%	7%
a few times .....	26%	33%	44%	36%
once or twice .....	29%	30%	23%	33%
never .....	37%	27%	10%	21%

c. general purpose retail bookstores (either national chains or independents)?

once a week .....	2%	2%	5%	3%
2-3 times a month .....	10%	13%	17%	21%
once a month .....	21%	26%	30%	30%
a few times .....	46%	40%	39%	34%
once or twice .....	12%	13%	8%	9%
never .....	9%	6%	2%	3%

\* = less than 0.5%; rounds to zero

— = zero (0.0); no cases in this category

+ = non-responses of 10% or more on this question (reported percentages for all questions omit non-responses)

n = number of respondents eligible to answer this question

◆ = percentages add to more than 100 because respondents could make more than one response

	Members	Elders	Pastors	Specialized Clergy
Q-7. How frequently (in the last year) have you personally visited . . .				
(cont)				
d. warehouse/discount bookstores?				
once a week . . . . .	*	*	1%	1%
2-3 times a month . . . . .	5%	4%	4%	6%
once a month . . . . .	9%	10%	10%	12%
a few times . . . . .	26%	26%	28%	23%
once or twice . . . . .	17%	18%	23%	22%
never . . . . .	43%	42%	35%	36%
e. an on-line (Internet) bookstore?				
once a week . . . . .	1%	*	1%	*
2-3 times a month . . . . .	1%	1%	4%	5%
once a month . . . . .	1%	1%	2%	2%
a few times . . . . .	6%	7%	9%	10%
once or twice . . . . .	5%	8%	11%	9%
never . . . . .	87%	82%	72%	74%
f. PPC's website (www.pcusa.org/ppc/)				
once a week . . . . .	*	—	2%	1%
2-3 times a month . . . . .	—	*	2%	1%
once a month . . . . .	*	*	2%	1%
a few times . . . . .	1%	2%	6%	4%
once or twice . . . . .	1%	2%	7%	4%
never . . . . .	98%	96%	81%	88%
Q-8. How close do you live to the nearest Cokesbury Bookstore?				
less than 1 hour away . . . . .	14%	19%	34%	37%
1-2 hours away . . . . .	9%	11%	31%	25%
3 or more hours away . . . . .	3%	5%	22%	18%
don't know . . . . .	73%	66%	13%	21%
Q-9. Do you regularly review Cokesbury catalogs?				
no . . . . .	93%	89%	19%	38%
yes . . . . .	5%	8%	80%	59%
not sure . . . . .	2%	3%	1%	3%
Q-10. In the last year, have you read any of the following periodicals?				
a. <i>Christian Century</i>				
yes, regularly . . . . .	1%	*	25%	20%
yes, occasionally . . . . .	2%	2%	12%	14%
yes, rarely . . . . .	3%	4%	16%	18%
no, never . . . . .	94%	94%	47%	48%

\* = less than 0.5%; rounds to zero

— = zero (0.0); no cases in this category

+ = non-responses of 10% or more on this question (reported percentages for all questions omit non-responses)

n = number of respondents eligible to answer this question

◆ = percentages add to more than 100 because respondents could make more than one response

**Members**

**Elders**

**Pastors**

**Specialized  
Clergy**

Q-10. In the last year, have you read any of the following periodicals?  
(cont)

b. *Christian Ministry*

yes, regularly .....	—	*	6%	4%
yes, occasionally .....	1%	2%	7%	5%
yes, rarely .....	3%	3%	12%	12%
no, never .....	96%	95%	75%	79%

c. *Christianity Today*

yes, regularly .....	2%	3%	16%	6%
yes, occasionally .....	6%	8%	15%	12%
yes, rarely .....	11%	11%	21%	22%
no, never .....	81%	77%	48%	60%

d. *Interpretation*

yes, regularly .....	*	*	14%	8%
yes, occasionally .....	1%	2%	14%	11%
yes, rarely .....	2%	2%	21%	22%
no, never .....	97%	96%	51%	58%

e. *Horizons*

yes, regularly .....	8%	8%	10%	7%
yes, occasionally .....	11%	13%	17%	15%
yes, rarely .....	12%	15%	26%	16%
no, never .....	69%	64%	47%	62%

f. your synod's newsletter/newspaper

yes, regularly .....	26%	39%	56%	52%
yes, occasionally .....	22%	28%	24%	23%
yes, rarely .....	13%	14%	12%	10%
no, never .....	39%	19%	7%	16%

g. *Presbyterian Outlook*

yes, regularly .....	4%	13%	57%	35%
yes, occasionally .....	8%	18%	15%	16%
yes, rarely .....	10%	16%	14%	17%
no, never .....	78%	53%	14%	31%

h. *Presbyterians Today*

yes, regularly .....	9%	21%	56%	31%
yes, occasionally .....	11%	22%	25%	21%
yes, rarely .....	12%	18%	11%	13%
no, never .....	68%	38%	8%	36%

\* = less than 0.5%; rounds to zero

— = zero (0.0); no cases in this category

+ = non-responses of 10% or more on this question (reported percentages for all questions omit non-responses)

n = number of respondents eligible to answer this question

◆ = percentages add to more than 100 because respondents could make more than one response



Members

Elders

Pastors

Specialized  
Clergy

Q-10. In the last year, have you read any of the following periodicals?  
(cont)

	Members	Elders	Pastors	Specialized Clergy
<b>i. Monday Morning</b>				
yes, regularly	1%	1%	38%	38%
yes, occasionally	1%	3%	15%	14%
yes, rarely	3%	5%	14%	14%
no, never	95%	91%	32%	34%
<b>j. Theology Today</b>				
yes, regularly	1%	*	11%	7%
yes, occasionally	*	1%	13%	12%
yes, rarely	2%	2%	18%	15%
no, never	97%	96%	59%	66%
<b>k. These Days</b>				
yes, regularly	10%	14%	9%	7%
yes, occasionally	8%	10%	15%	10%
yes, rarely	9%	8%	23%	15%
no, never	72%	68%	53%	68%
<b>l. The New York Review of Books or New York Times Book Review</b>				
yes, regularly	4%	5%	11%	14%
yes, occasionally	10%	11%	11%	17%
yes, rarely	12%	12%	14%	19%
no, never	74%	72%	64%	50%
<b>m. House Beautiful, Southern Living, Martha Stewart's Living, or other home magazine</b>				
yes, regularly	20%	20%	10%	7%
yes, occasionally	26%	24%	10%	18%
yes, rarely	19%	21%	15%	18%
no, never	34%	34%	65%	58%
<b>n. Business Week, Fortune, Forbes or other business magazine</b>				
yes, regularly	12%	14%	6%	9%
yes, occasionally	22%	24%	14%	17%
yes, rarely	22%	28%	23%	26%
no, never	45%	35%	57%	48%
<b>o. Redbook, Glamour, or other "women's" magazine</b>				
yes, regularly	10%	5%	2%	2%
yes, occasionally	16%	14%	5%	7%
yes, rarely	19%	17%	13%	11%
no, never	55%	64%	81%	79%

\* = less than 0.5%; rounds to zero

— = zero (0.0); no cases in this category

+ = non-responses of 10% or more on this question (reported percentages for all questions omit non-responses)

n = number of respondents eligible to answer this question

◆ = percentages add to more than 100 because respondents could make more than one response

	Members	Elders	Pastors	Specialized Clergy
<b>Q-10. In the last year, have you read any of the following periodicals?</b> (cont)				
p. professional journals or periodicals related to your job				
yes, regularly	27%	35%	62%	58%
yes, occasionally	19%	23%	27%	28%
yes, rarely	14%	12%	8%	7%
no, never	40%	30%	4%	7%
q. magazines related to hobbies, sports, or leisure activities				
yes, regularly	24%	25%	26%	24%
yes, occasionally	36%	37%	34%	36%
yes, rarely	22%	23%	25%	21%
no, never	18%	15%	16%	20%

**Q-11. Have you participated in a church-related study group of any type (other than church school) in the last year?**

no (skip to Q-17)	57%	42%	17%	50%
yes	43%	58%	83%	50%

**Q-11a. How many groups did you take part in?**

	+	+	+	+
	n=291	n=463	n=684	n=189
one	38%	34%	17%	28%
two	36%	38%	26%	31%
three	15%	17%	27%	24%
four or more	11%	11%	30%	18%

**Q-12. What was the focus or topic of the group(s). (Check the box for *all* that apply.)**

	◆	◆	◆	◆
	n=291	n=463	n=684	n=189
Bible study	78%	76%	86%	64%
contemporary social issues	19%	21%	29%	35%
faith development	32%	39%	52%	39%
life skills (e.g., parenting, time management)	10%	9%	14%	7%
men's group	11%	17%	32%	12%
personal support group	12%	12%	27%	20%
prayer group	31%	26%	37%	23%
Presbyterian belief & history	8%	12%	17%	12%
Reformed faith and theology	3%	7%	18%	18%
theological issues	10%	12%	26%	36%
women's group (e.g., Presbyterian Women, Women's Circle)	46%	34%	14%	13%
church governance, planning, budgeting	1%	2%	2%	3%
health/healing/death/dying/grief	1%	*	*	1%
evangelism	—	—	1%	1%
stewardship, financial issues	—	—	*	1%
worship	1%	1%	1%	2%
other (specify): _____	8%	9%	10%	8%

\* = less than 0.5%; rounds to zero

— = zero (0.0); no cases in this category

+ = non-responses of 10% or more on this question (reported percentages for all questions omit non-responses)

n = number of respondents eligible to answer this question

◆ = percentages add to more than 100 because respondents could make more than one response

	Members	Elders	Pastors	Specialized Clergy
Q-13. <i>Where</i> was (were) the study group(s) usually held? (Check <i>all</i> that apply.)				
	◆ n=291	◆ n=463	◆ n=684	◆ n=189
at the church	80%	86%	89%	78%
at the (a) pastor's house	3%	2%	13%	5%
at a member's house	45%	38%	28%	23%
at another church	1%	2%	3%	1%
at a camp, retreat or conference center	1%	2%	3%	6%
at presbytery offices	—	*	1%	2%
at a workplace, business or office	1%	*	1%	3%
at another public gathering place	5%	5%	10%	11%
all other	2%	2%	5%	10%

	+	+	+	+
Q-14. <i>When</i> was (were) the study group(s) usually held? (Check <i>all</i> that apply.)				
	◆ n=291	◆ n=463	◆ n=684	◆ n=189
Sunday morning	27%	29%	29%	36%
Sunday afternoon or evening	17%	16%	25%	19%
during the day on a weekday	47%	42%	67%	51%
during the evening on a weekday	52%	54%	63%	53%
Saturday	11%	12%	14%	10%

	n=291	n=463	n=684	n=189
Q-15. Did any of the group(s) use a book (or books) as part of the study process?				
no (skip to Q-17)	21%	23%	23%	32%
yes	79%	77%	77%	68%

	+	+	+	+
Q-15a. Which book(s)? Please list title(s):				
	◆ n=224	◆ n=345	◆ n=515	◆ n=125
Bible	19%	21%	13%	7%
<i>HORIZONS</i> Bible Study, PW/PWC	30%	19%	9%	14%
other Bible study/guide	20%	22%	41%	44%
Presbyterian constitution/history, <i>Book of Confessions</i>	—	2%	1%	1%
all other	36%	38%	38%	37%

	◆	◆	◆	◆
Q-16. Who chose or recommended the book(s) used by the group(s)? (Check <i>all</i> that apply.)				
	n=224	n=345	n=515	n=125
pastor(s)	40%	46%	80%	56%
Christian educator	20%	20%	16%	14%
other church staff	8%	8%	10%	8%
a church member	32%	30%	33%	28%

\* = less than 0.5%; rounds to zero

— = zero (0.0); no cases in this category

+ = non-responses of 10% or more on this question (reported percentages for all questions omit non-responses)

n = number of respondents eligible to answer this question

◆ = percentages add to more than 100 because respondents could make more than one response

	Members	Elders	Pastors	Specialized Clergy
Q-16. Who chose or recommended the book(s) used by the group(s)? (Check <i>all</i> that apply.)				
(cont)	◆ n=224	◆ n=345	◆ n=515	◆ n=125
other Presbyterian leader/official .....	*	1%	2%	1%
members/leader of the group itself .....	14%	17%	14%	16%
lay leaders or church committee .....	1%	4%	4%	5%
Presbyterian Women, Women's Circle .....	7%	9%	2%	4%
all other .....	8%	5%	5%	12%
don't know .....	13%	6%	2%	4%
Q-17. To your knowledge, were there any other study groups for adults in your congregation in the last year (i.e., ones in which you did not participate)?				
no (skip to Q-21) .....	19%	17%	23%	26%
yes .....	81%	83%	77%	74%
Q-18. How many groups were there? (If you "don't know," check here <input type="checkbox"/> )				
	+ n=548	+ n=671	+ n=647	+ n=273
one group .....	14%	8%	11%	12%
two to four groups .....	51%	48%	39%	48%
five to nine groups .....	20%	23%	23%	21%
ten groups or more .....	15%	20%	27%	19%
Q-19. How many people took part in all of these groups combined? (don't know <input type="checkbox"/> )				
	+ n=548	+ n=671	+ n=647	+ n=273
15 participants or fewer .....	21%	19%	14%	19%
16 - 49 participants .....	32%	29%	32%	34%
50 - 99 participants .....	21%	19%	22%	22%
100 participants or more .....	25%	33%	31%	25%
Q-20. Were books used as study materials in any of the other study groups held in your congregation?				
	n=548	n=671	n=647	n=273
no .....	1%	3%	8%	5%
yes .....	26%	41%	68%	41%
[If "yes,"] which one(s)?				
don't know .....	72%	56%	23%	54%
[not tabulated]				
Q-21. How interested are you in reading more in each of the following church and ministry-related areas?				
a. theology				
very interested .....	9%	10%	44%	38%
somewhat interested .....	33%	43%	44%	45%
not very interested .....	36%	30%	10%	13%
not at all interested .....	23%	16%	1%	4%

\* = less than 0.5%; rounds to zero

— = zero (0.0); no cases in this category

+ = non-responses of 10% or more on this question (reported percentages for all questions omit non-responses)

n = number of respondents eligible to answer this question

◆ = percentages add to more than 100 because respondents could make more than one response

Members

Elders

Pastors

Specialized  
Clergy

Q-21. How interested are you in reading more in each of the following church and ministry-related areas?

(cont)

b. Biblical study

very interested	31%	36%	64%	44%
somewhat interested	44%	46%	31%	44%
not very interested	14%	14%	4%	8%
not at all interested	11%	5%	1%	4%

c. church history

very interested	12%	15%	27%	23%
somewhat interested	41%	44%	44%	44%
not very interested	29%	30%	25%	25%
not at all interested	18%	10%	4%	7%

d. women and the church

very interested	11%	10%	10%	17%
somewhat interested	31%	28%	32%	34%
not very interested	30%	34%	43%	37%
not at all interested	28%	28%	14%	12%

e. Biblical perspectives on current issues

very interested	23%	25%	53%	47%
somewhat interested	48%	50%	39%	40%
not very interested	16%	18%	6%	10%
not at all interested	14%	7%	2%	3%

f. personal growth and development in general

very interested	20%	22%	30%	26%
somewhat interested	47%	45%	44%	42%
not very interested	18%	22%	22%	25%
not at all interested	15%	11%	4%	8%

g. personal growth and development focused on aging

very interested	14%	12%	11%	15%
somewhat interested	36%	40%	36%	34%
not very interested	29%	31%	43%	39%
not at all interested	20%	17%	11%	12%

h. spiritual growth and development

very interested	31%	31%	55%	43%
somewhat interested	44%	48%	35%	33%
not very interested	13%	14%	8%	19%
not at all interested	12%	7%	3%	5%

\* = less than 0.5%; rounds to zero

— = zero (0.0); no cases in this category

+ = non-responses of 10% or more on this question (reported percentages for all questions omit non-responses)

n = number of respondents eligible to answer this question

◆ = percentages add to more than 100 because respondents could make more than one response

	Members	Elders	Pastors	Specialized Clergy
Q-21. How interested are you in reading more in each of the following church and ministry-related areas? (cont)				
i. personal counseling				
very interested .....	8%	4%	14%	21%
somewhat interested .....	21%	20%	39%	27%
not very interested .....	36%	40%	37%	33%
not at all interested .....	36%	35%	10%	19%
j. marriage counseling				
very interested .....	6%	4%	13%	17%
somewhat interested .....	13%	13%	40%	26%
not very interested .....	33%	38%	37%	35%
not at all interested .....	49%	45%	10%	22%
k. sermon construction and preparation				
very interested .....	1%	2%	32%	15%
somewhat interested .....	9%	8%	37%	30%
not very interested .....	23%	27%	24%	30%
not at all interested .....	67%	63%	7%	25%
l. children/youth ministry				
very interested .....	8%	8%	15%	7%
somewhat interested .....	20%	27%	37%	21%
not very interested .....	26%	30%	36%	35%
not at all interested .....	45%	36%	12%	37%
m. church administration				
very interested .....	3%	5%	14%	8%
somewhat interested .....	14%	22%	39%	21%
not very interested .....	28%	29%	33%	36%
not at all interested .....	54%	43%	13%	35%
n. feminist theology				
very interested .....	2%	2%	8%	15%
somewhat interested .....	11%	8%	19%	26%
not very interested .....	22%	27%	35%	28%
not at all interested .....	65%	62%	38%	32%
o. clergy helps				
very interested .....	1%	1%	24%	10%
somewhat interested .....	8%	9%	39%	30%
not very interested .....	26%	28%	29%	32%
not at all interested .....	66%	62%	8%	29%

\* = less than 0.5%; rounds to zero

— = zero (0.0); no cases in this category

+ = non-responses of 10% or more on this question (reported percentages for all questions omit non-responses)

n = number of respondents eligible to answer this question

◆ = percentages add to more than 100 because respondents could make more than one response

**Specialized  
Clergy**

**Members**

**Elders**

**Pastors**

Q-21. How interested are you in reading more in each of the following church and ministry-related areas?  
(cont)

p. Presbyterian beliefs and history

very interested	14%	14%	20%	16%
somewhat interested	43%	46%	48%	40%
not very interested	20%	25%	27%	30%
not at all interested	23%	15%	5%	14%

q. collections of sermons

very interested	2%	4%	16%	10%
somewhat interested	17%	18%	30%	21%
not very interested	29%	31%	36%	36%
not at all interested	52%	47%	17%	33%

Q-22. Of the books you have read in the last year, which *one* did you find *most useful* to your faith development and ministry?

[not tabulated]

Q-23. Are there any areas of interest or concern *to you personally* that are not adequately covered by publications currently available?

no	47%	54%	65%	60%
yes (please specify)	4%	4%	14%	16%
not sure	48%	41%	21%	24%

Q-24. Are there any areas of interest or concern *to the church in general* that are not adequately covered by publications currently available?

no	30%	35%	56%	50%
yes (please specify)	5%	5%	14%	15%
not sure	65%	59%	29%	35%

Q-25. What type of computer system do you use most often (whether for work, hobbies, etc.)? (If you *never* use a computer, ✓ here □ and skip to Q-27.)

IBM-compatible PC with a 286 coprocessor	2%	2%	3%	3%
IBM-compatible PC with a 386 coprocessor	5%	6%	8%	6%
IBM-compatible PC with a 486 coprocessor	11%	14%	19%	19%
IBM-compatible PC with a Pentium chip	33%	35%	46%	45%
older MAC (type: _____)	3%	5%	7%	5%
Power MAC (using System _____)	4%	5%	5%	6%
don't know	7%	5%	4%	4%
never use	35%	27%	8%	12%

\* = less than 0.5%; rounds to zero

— = zero (0.0); no cases in this category

+ = non-responses of 10% or more on this question (reported percentages for all questions omit non-responses)

n = number of respondents eligible to answer this question

◆ = percentages add to more than 100 because respondents could make more than one response

	Members	Elders	Pastors	Specialized Clergy
Q-26. Does this computer have a CD-ROM drive?				
	n=423	n=557	n=751	n=326
no .....	17%	19%	20%	26%
yes .....	73%	75%	77%	70%
don't know .....	9%	6%	4%	4%
26a. [If "yes,"] what is the speed of the drive?				
	+	+	+	+
	n=317	n=425	n=588	n=232
less than 6X .....	47%	46%	44%	42%
6X - 8X .....	27%	24%	28%	37%
10X or more .....	26%	30%	28%	21%
Q-27. When you have read or studied the Bible during the last year, how often did you use each of the following translations?				
a. The New International Version (NIV)				
	+	+		+
always/almost always .....	22%	25%	18%	9%
frequently .....	12%	16%	19%	13%
occasionally .....	12%	12%	25%	19%
rarely .....	5%	9%	23%	21%
never .....	38%	32%	15%	36%
don't know .....	11%	6%	*	3%
b. The New Revised Standard Version (NRSV)				
	+	+		
always/almost always .....	13%	18%	56%	49%
frequently .....	15%	21%	20%	25%
occasionally .....	16%	19%	12%	11%
rarely .....	7%	8%	7%	6%
never .....	38%	26%	6%	8%
don't know .....	11%	6%	*	1%
c. The Revised Standard Version (RSV)				
	+	+		
always/almost always .....	15%	10%	12%	17%
frequently .....	15%	21%	24%	28%
occasionally .....	21%	26%	31%	28%
rarely .....	12%	15%	22%	17%
never .....	28%	22%	10%	9%
don't know .....	9%	6%	*	1%
d. The King James Version				
	+	+		+
always/almost always .....	14%	8%	1%	2%
frequently .....	14%	14%	5%	5%
occasionally .....	24%	26%	15%	12%
rarely .....	18%	22%	39%	34%
never .....	26%	25%	38%	43%
don't know .....	5%	5%	2%	4%

\* = less than 0.5%; rounds to zero

— = zero (0.0); no cases in this category

+ = non-responses of 10% or more on this question (reported percentages for all questions omit non-responses)

n = number of respondents eligible to answer this question

◆ = percentages add to more than 100 because respondents could make more than one response



Q-27. When you have read or studied the Bible during the last year, how often did you use each of the following (cont) translations?

e.	The Good News Bible	+	+	+	+
	always/almost always .....	9%	6%	5%	4%
	frequently .....	12%	14%	11%	9%
	occasionally .....	19%	22%	28%	24%
	rarely .....	12%	16%	31%	28%
	never .....	39%	34%	25%	31%
	don't know .....	9%	7%	1%	4%
f.	Today's English Bible	+	+	+	+
	always/almost always .....	1%	1%	2%	1%
	frequently .....	2%	2%	7%	6%
	occasionally .....	4%	6%	22%	18%
	rarely .....	9%	9%	29%	26%
	never .....	68%	66%	38%	44%
	don't know .....	16%	16%	3%	6%
g.	The Jerusalem Bible	+	+	+	+
	always/almost always .....	1%	1%	2%	1%
	frequently .....	1%	2%	8%	8%
	occasionally .....	3%	4%	21%	22%
	rarely .....	5%	7%	32%	29%
	never .....	74%	71%	35%	34%
	don't know .....	17%	15%	2%	5%
h.	The New English Bible	+	+	+	+
	always/almost always .....	1%	2%	1%	2%
	frequently .....	3%	4%	9%	10%
	occasionally .....	4%	5%	23%	25%
	rarely .....	7%	8%	30%	27%
	never .....	65%	65%	35%	32%
	don't know .....	18%	15%	2%	6%
i.	other (specify): _____				
	The Living Bible .....	5%	4%	2%	1%
	The Message/E. Peterson's translation .....	1%	1%	7%	3%
	Oxford/Oxford Study Bible .....	1%	1%	1%	—
	New American Standard/NASB .....	3%	1%	4%	1%
	Phillips .....	1%	*	3%	1%
	all others .....	5%	5%	11%	10%

\* = less than 0.5%, rounds to zero

— = zero (0.0); no cases in this category

+ = non-responses of 10% or more on this question (reported percentages for all questions omit non-responses)

n = number of respondents eligible to answer this question

◆ = percentages add to more than 100 because respondents could make more than one response

Members                  Elders                  Pastors                  Specialized  
Clergy

Q-28. Of the translations listed above, which one do you most prefer? Write the letter of your choice on the line to the right (e.g., "a" for the NIV, "b" for the NRSV, "c" for the RSV, etc.).

	+	+		
The New International Version (NIV) . . . . .	22%	28%	20%	8%
The New Revised Standard Version (NRSV) . . . . .	18%	24%	61%	55%
The Revised Standard Version (RSV) . . . . .	21%	18%	11%	21%
The King James Version . . . . .	20%	11%	—	1%
The Good News Bible . . . . .	10%	9%	2%	3%
Today's English Bible . . . . .	1%	*	*	1%
The Jerusalem Bible . . . . .	*	1%	1%	2%
The New English Bible . . . . .	2%	2%	1%	3%
The Living Bible . . . . .	3%	2%	1%	*
The Message/E. Peterson's translation . . . . .	—	—	*	1%
Oxford/Oxford Study Bible . . . . .	*	1%	*	—
New American Standard/NASB . . . . .	1%	1%	1%	*
Phillips . . . . .	—	—	*	—
all other . . . . .	3%	3%	2%	4%

Q-29. How familiar are you with *The Presbyterian Hymnal*? (Published 1990; blue cover with PCUSA seal)

very familiar . . . . .	34%	41%	62%	53%
generally familiar . . . . .	34%	34%	26%	35%
slightly familiar . . . . .	18%	16%	11%	10%
not at all familiar . . . . .	14%	9%	2%	2%

Q-30. Does your congregation use *The Presbyterian Hymnal* in worship?

yes, always . . . . .	59%	61%	51%	57%
yes, often . . . . .	11%	10%	7%	11%
yes, occasionally . . . . .	5%	6%	10%	6%
no, never . . . . .	14%	20%	32%	24%
don't know . . . . .	10%	2%	—	2%

Q-31. What is your overall opinion of each of the following publications?

a. *The Presbyterian Hymnal*

excellent . . . . .	22%	26%	36%	45%
good . . . . .	38%	40%	36%	36%
fair . . . . .	12%	13%	18%	10%
poor . . . . .	5%	5%	7%	2%
no opinion . . . . .	23%	16%	3%	7%

\* = less than 0.5%; rounds to zero

— = zero (0.0); no cases in this category

+ = non-responses of 10% or more on this question (reported percentages for all questions omit non-responses)

n = number of respondents eligible to answer this question

◆ = percentages add to more than 100 because respondents could make more than one response

	Members	Elders	Pastors	Specialized Clergy
Q-31. What is your overall opinion of each of the following publications? (cont)				
b. The Interpretation Bible Commentaries	+			
excellent .....	2%	4%	32%	25%
good .....	7%	6%	34%	31%
fair .....	1%	2%	11%	11%
poor .....	1%	*	2%	2%
no opinion .....	89%	88%	21%	32%
c. The Westminster Bible Companion series	+			
excellent .....	1%	2%	7%	6%
good .....	4%	4%	19%	19%
fair .....	2%	2%	10%	10%
poor .....	1%	*	1%	1%
no opinion .....	94%	93%	63%	64%
d. <i>The Book of Common Worship</i>	+			
excellent .....	6%	6%	31%	28%
good .....	13%	20%	41%	43%
fair .....	4%	7%	19%	18%
poor .....	*	1%	5%	3%
no opinion .....	77%	65%	4%	9%
e. The Daily Study Bible	+			
excellent .....	3%	3%	9%	5%
good .....	6%	8%	21%	15%
fair .....	1%	3%	11%	7%
poor .....	1%	*	1%	2%
no opinion .....	89%	86%	59%	72%
f. The New Interpreter's Bible	+			
excellent .....	1%	2%	20%	11%
good .....	4%	7%	21%	21%
fair .....	1%	3%	8%	7%
poor .....	1%	*	1%	1%
no opinion .....	92%	87%	50%	59%

Q-32. WJK Press is considering production of a CD-ROM containing the *Interpretation* Bible commentaries as a searchable infobase. How interested would you be in obtaining such a CD-ROM (assuming a reasonable cost)?

very interested (go to Q-32a.) .....	5%	6%	19%	12%
interested (go to Q-32a.) .....	12%	13%	22%	20%
not very interested (skip to Q-33.) .....	21%	23%	30%	30%
not at all interested (skip to Q-33.) .....	41%	34%	18%	25%
don't know (skip to Q-33.) .....	22%	23%	12%	12%

\* = less than 0.5%; rounds to zero

— = zero (0.0); no cases in this category

+ = non-responses of 10% or more on this question (reported percentages for all questions omit non-responses)

n = number of respondents eligible to answer this question

◆ = percentages add to more than 100 because respondents could make more than one response

**Specialized  
Clergy**

**Members**

**Elders**

**Pastors**

Q-32a. What would you consider a reasonable cost (keeping in mind that there are 40 volumes in this series)? \$ \_\_\_\_\_ total *or* \$ \_\_\_\_\_ per volume

	+	+	+	+
<b>Total:</b>	n=108	n=150	n=340	n=120
under \$100 .....	46%	40%	12%	8%
\$100 - \$199 .....	27%	20%	25%	23%
\$200 - \$299 .....	12%	18%	28%	28%
\$300 - \$399 .....	2%	5%	12%	9%
\$400 or more .....	12%	17%	21%	32%
	+	+	+	+
<b>Per volume:</b>	n=108	n=150	n=340	n=120
under \$5 .....	27%	19%	8%	15%
\$5 - \$9 .....	12%	15%	24%	22%
\$10 .....	23%	40%	24%	17%
\$11 - \$19 .....	4%	11%	17%	26%
\$20 or more .....	35%	15%	27%	20%

Q-33. How interested would you be in purchasing each of the following reference volumes on CD-ROM (as searchable infobases)?

a. <i>The Westminster Dictionary of Christian Ethics</i>	+	+		
very interested .....	2%	2%	7%	7%
somewhat interested .....	10%	10%	19%	23%
not very interested .....	23%	24%	39%	28%
not at all interested .....	65%	64%	35%	42%
b. <i>The Westminster Dictionary of Christian Spirituality</i>	+	+		
very interested .....	2%	3%	10%	8%
somewhat interested .....	11%	11%	24%	24%
not very interested .....	22%	23%	33%	25%
not at all interested .....	65%	63%	33%	43%
c. <i>The Westminster Dictionary of Christian Theology</i>	+	+		
very interested .....	2%	2%	12%	11%
somewhat interested .....	9%	11%	27%	25%
not very interested .....	23%	23%	30%	24%
not at all interested .....	65%	64%	31%	40%
d. <i>The Westminster Dictionary of Theological Terms</i>	+	+		
very interested .....	2%	2%	13%	12%
somewhat interested .....	8%	10%	28%	25%
not very interested .....	24%	26%	30%	24%
not at all interested .....	65%	63%	29%	39%

\* = less than 0.5%; rounds to zero

— = zero (0.0); no cases in this category

+ = non-responses of 10% or more on this question (reported percentages for all questions omit non-responses)

n = number of respondents eligible to answer this question

◆ = percentages add to more than 100 because respondents could make more than one response

**Members**

**Elders**

**Pastors**

**Specialized  
Clergy**

Q-33. How interested would you be in purchasing each of the following reference volumes on CD-ROM (as searchable (cont) infobases)?

e. The Daily Study Bible	+	+		
very interested .....	8%	7%	9%	5%
somewhat interested .....	20%	20%	21%	16%
not very interested .....	17%	19%	34%	31%
not at all interested .....	55%	54%	35%	48%

Q-34. Please use the following space for additional comments.

Published by:  
**RESEARCH SERVICES**  
A Ministry of the General Assembly Council  
Presbyterian Church (U.S.A.)  
(502) 569-5148

PDS#70360-98255  
\$5.00 per copy  
1-800-524-2612  
100 Witherspoon Street  
Louisville, KY 40202-1396